

2024-02-21

## PRESS RELEASE

Links: [Infographic](#) [NBB.Stat](#) [General information](#)

### Monthly consumer survey – February 2024

## Consumer confidence falls again in February

- **The confidence indicator slipped for the second month in a row.**
- **All components of the indicator contributed to the decline, aside from consumer expectations for unemployment.**

While fears of a rise in unemployment over the next twelve months have abated, households are once again less optimistic about the expected development of the general economic situation in Belgium.

On a personal level, households downgraded their expectations for their own financial situation. Their saving intentions also fell sharply.

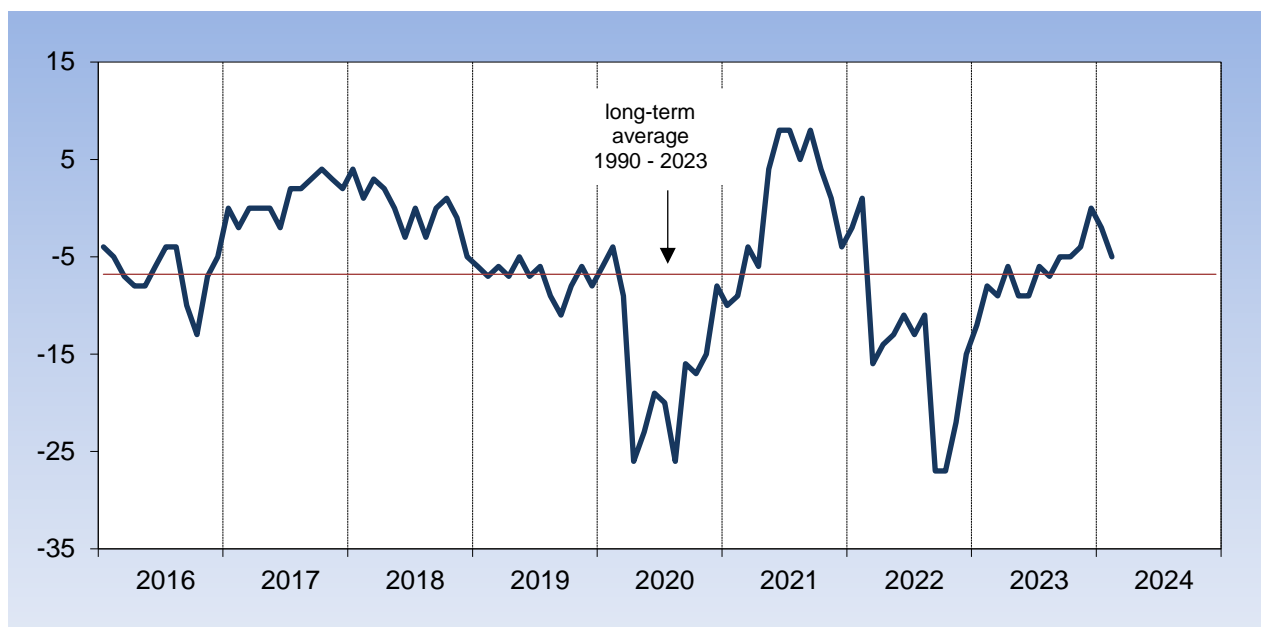
### Consumer confidence indicators

		Expectations for the next twelve months				Consumer confidence indicator
		Economic situation in Belgium	Unemployment in Belgium <sup>1</sup>	Financial situation of households	Savings of households	
2023	February	-13	16	-3	1	-8
	March	-16	19	-4	4	-9
	April	-15	14	-2	6	-6
	May	-20	18	-3	2	-9
	June	-15	17	-5	1	-9
	July	-13	15	0	5	-6
	August	-17	20	0	11	-7
	September	-13	12	-1	7	-5
	October	-17	15	-1	13	-5
	November	-12	14	0	10	-4
	December	-9	14	1	20	0
	2024	January	-14	14	-1	21
February		-19	10	-3	13	-5

<sup>1</sup> Regarding unemployment expectations, a rise indicates a deterioration while a decline indicates an improvement.

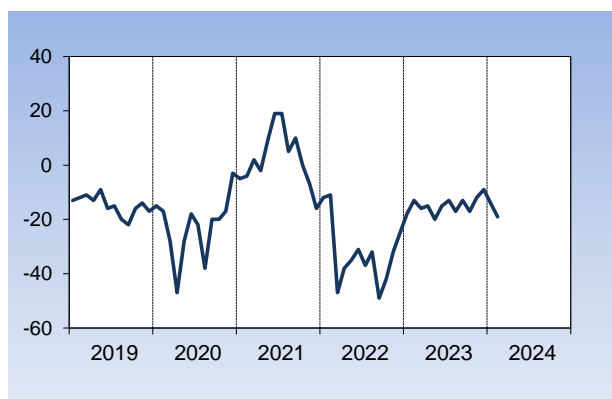
Source: National Bank of Belgium.

### CONSUMER CONFIDENCE INDICATOR

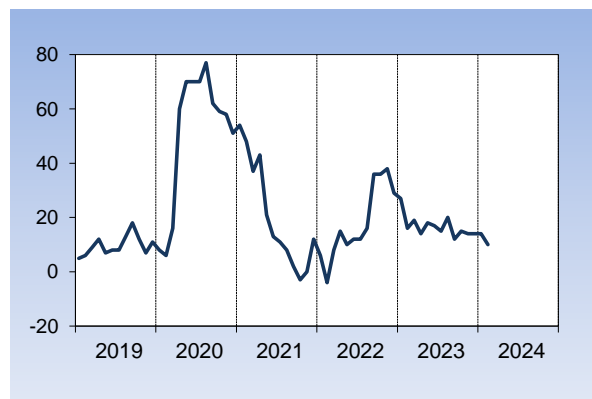


### Expectations for the next twelve months

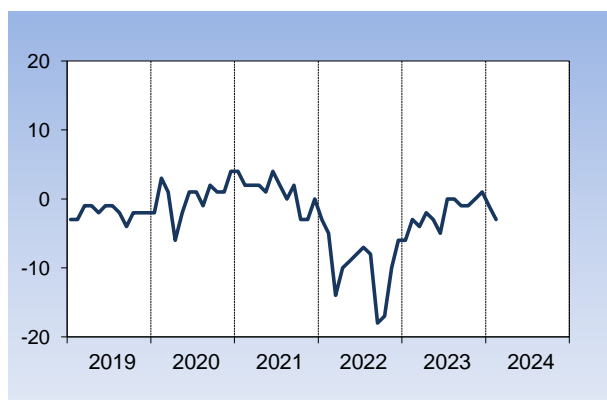
General economic situation in Belgium



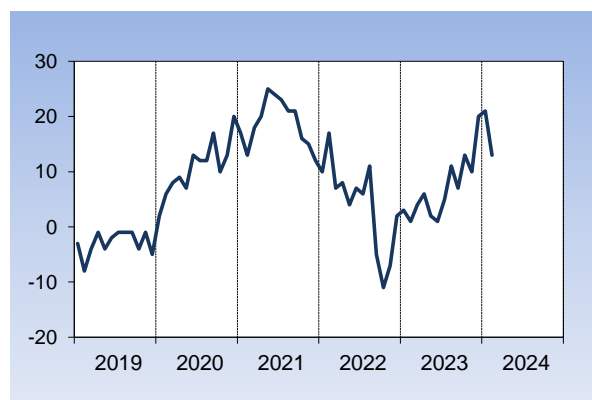
Unemployment in Belgium<sup>1</sup>



Financial situation of households



Savings of households



<sup>1</sup> Regarding unemployment expectations, a rise indicates a deterioration while a decline indicates an improvement.