

2024-01-22

PRESS RELEASE

Links: [NBB.Stat](#) [General information](#)

Monthly consumer survey – January 2024

Consumer confidence wilts in January

- **The loss of confidence is mainly due to a worsening outlook for the general economic situation. Households are also slightly less optimistic about their own financial situation going forward.**
- **Nevertheless, the indicator remains above its long-term average.**

After last month's rebound, household expectations for the general economic situation in Belgium deteriorated significantly. On the other hand, consumers' opinion on the trend in unemployment over the next twelve months remains unchanged.

On a personal level, they expressed a bit more caution about their future financial situation. Moreover, they revised their saving intentions very slightly upwards.

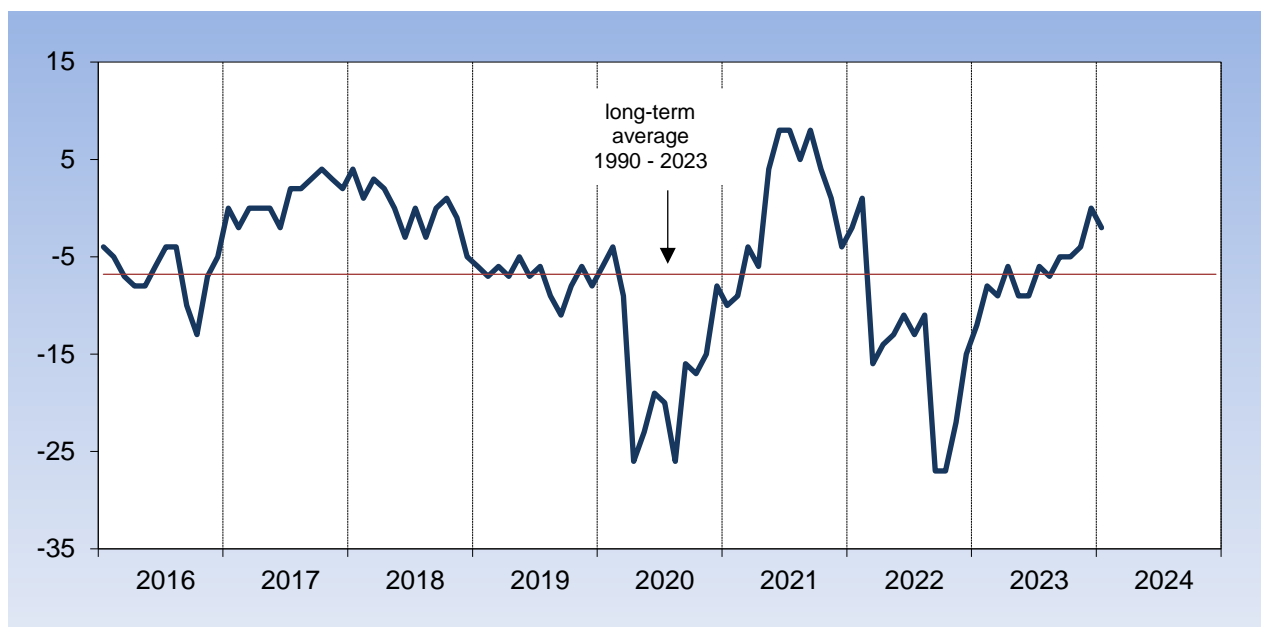
Consumer confidence indicators

		Expectations for the next twelve months				Consumer confidence indicator
		Economic situation in Belgium	Unemployment in Belgium ¹	Financial situation of households	Savings of households	
2023	January	-18	27	-6	3	-12
	February	-13	16	-3	1	-8
	March	-16	19	-4	4	-9
	April	-15	14	-2	6	-6
	May	-20	18	-3	2	-9
	June	-15	17	-5	1	-9
	July	-13	15	0	5	-6
	August	-17	20	0	11	-7
	September	-13	12	-1	7	-5
	October	-17	15	-1	13	-5
	November	-12	14	0	10	-4
	December	-9	14	1	20	0
2024	January	-14	14	-1	21	-2

¹ Regarding unemployment expectations, a rise indicates a deterioration while a decline indicates an improvement.

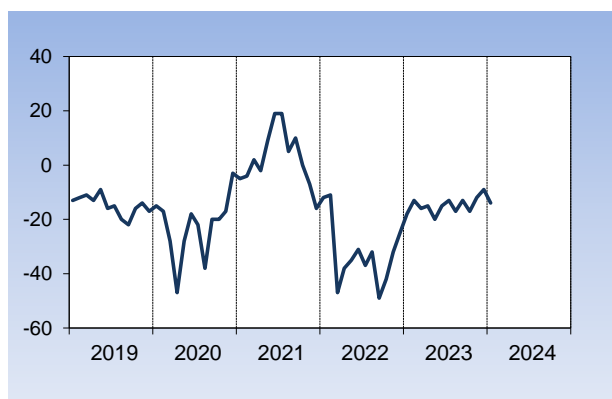
Source: National Bank of Belgium.

CONSUMER CONFIDENCE INDICATOR

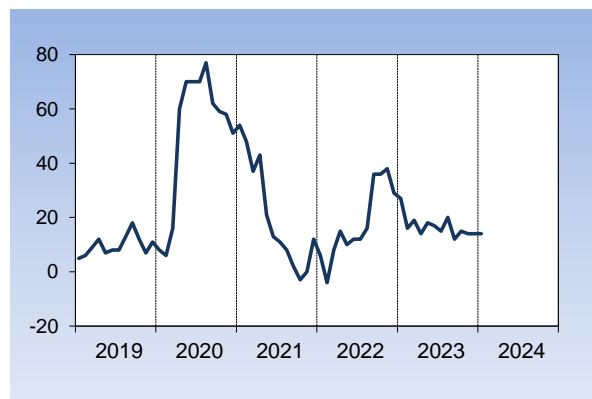


Expectations for the next twelve months

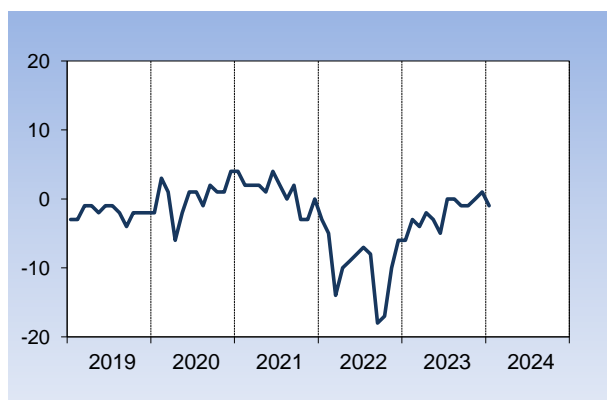
General economic situation in Belgium



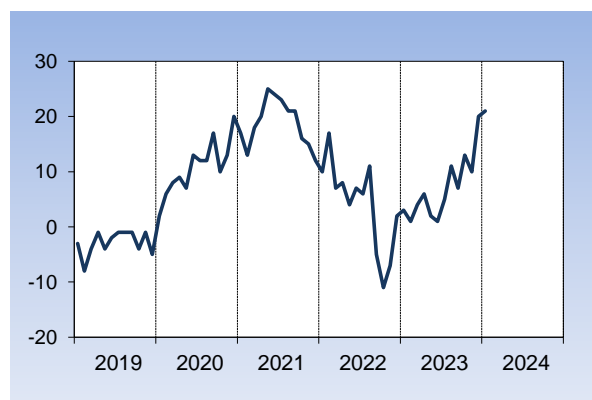
Unemployment in Belgium¹



Financial situation of households



Savings of households



¹ Regarding unemployment expectations, a rise indicates a deterioration while a decline indicates an improvement.