

2023-08-22

PRESS RELEASE

Links: [NBB.Stat](#) [General information](#)

Monthly consumer survey – August 2023

Consumer confidence dips slightly in August

- **The consumer confidence indicator remains close to its long-term average.**
- **Households see the macroeconomic outlook as getting worse, but their savings intentions are getting stronger.**

The very marginal drop in the indicator stems from less favourable expectations regarding the economic situation in general and changes in unemployment in particular.

Despite the less optimistic outlook on the macroeconomic front, households' assessments of their own future financial situation have remained unchanged from the previous month. On the other hand, they have revised their savings intentions upwards.

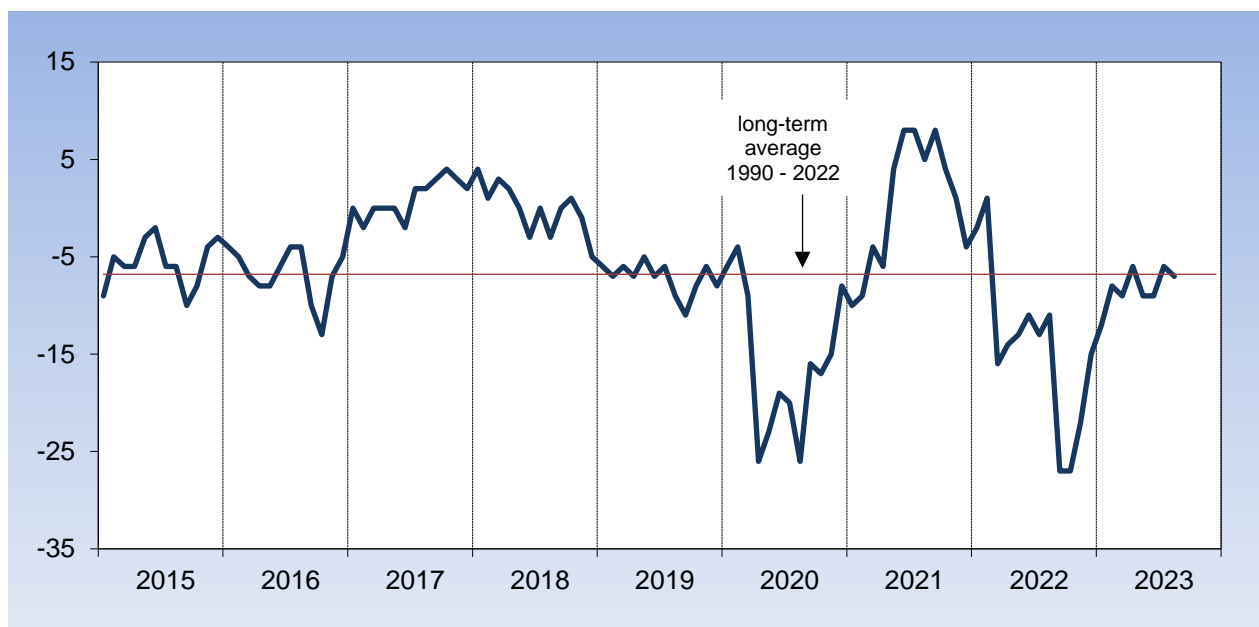
Consumer confidence indicators

		Expectations for the next twelve months				Consumer confidence indicator
		Economic situation in Belgium	Unemployment in Belgium ¹	Financial situation of households	Savings of households	
2022	August	-32	16	-8	11	-11
	September	-49	36	-18	-5	-27
	October	-42	36	-17	-11	-27
	November	-32	38	-10	-7	-22
	December	-25	29	-6	2	-15
2023	January	-18	27	-6	3	-12
	February	-13	16	-3	1	-8
	March	-16	19	-4	4	-9
	April	-15	14	-2	6	-6
	May	-20	18	-3	2	-9
	June	-15	17	-5	1	-9
	July	-13	15	0	5	-6
	August	-17	20	0	11	-7

¹ Regarding unemployment expectations, a rise indicates a deterioration while a decline indicates an improvement.

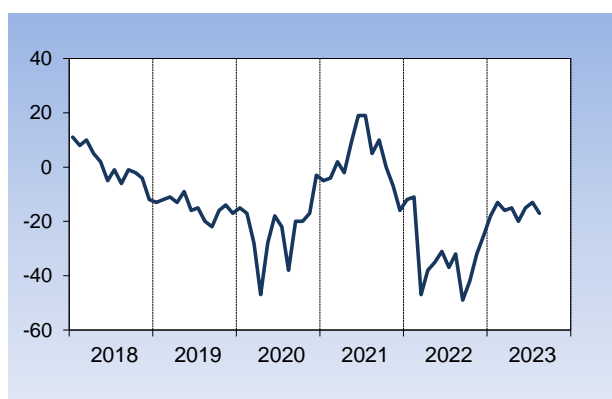
Source: National Bank of Belgium.

CONSUMER CONFIDENCE INDICATOR

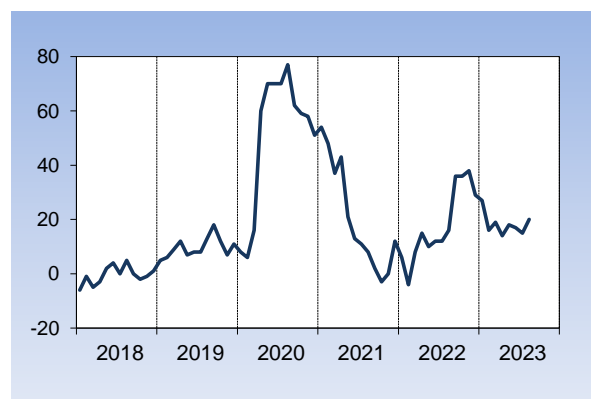


Expectations for the next twelve months

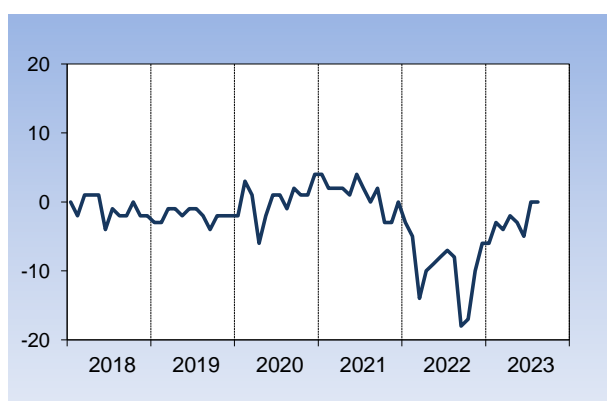
General economic situation in Belgium



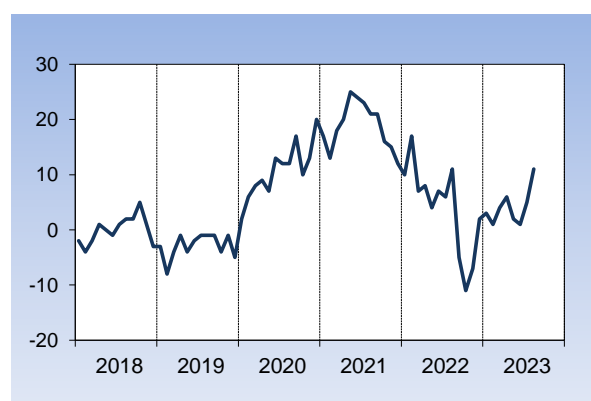
Unemployment in Belgium¹



Financial situation of households



Savings of households



¹ Regarding unemployment expectations, a rise indicates a deterioration while a decline indicates an improvement.