

2023-03-22

PRESS RELEASE

Links:

[NBB.Stat](#)

[General information](#)

Monthly consumer survey – March 2023

Consumer confidence dips slightly in March

- **After four consecutive months of improvement, household confidence faltered somewhat in March, settling at a level slightly below its long-term average.**

Households have revised downwards their expectations of the general economic situation over the next twelve months and expressed growing fears of a rise in unemployment.

On the personal level, households have stepped up their saving intentions, while expectations of their own financial situation remain basically the same.

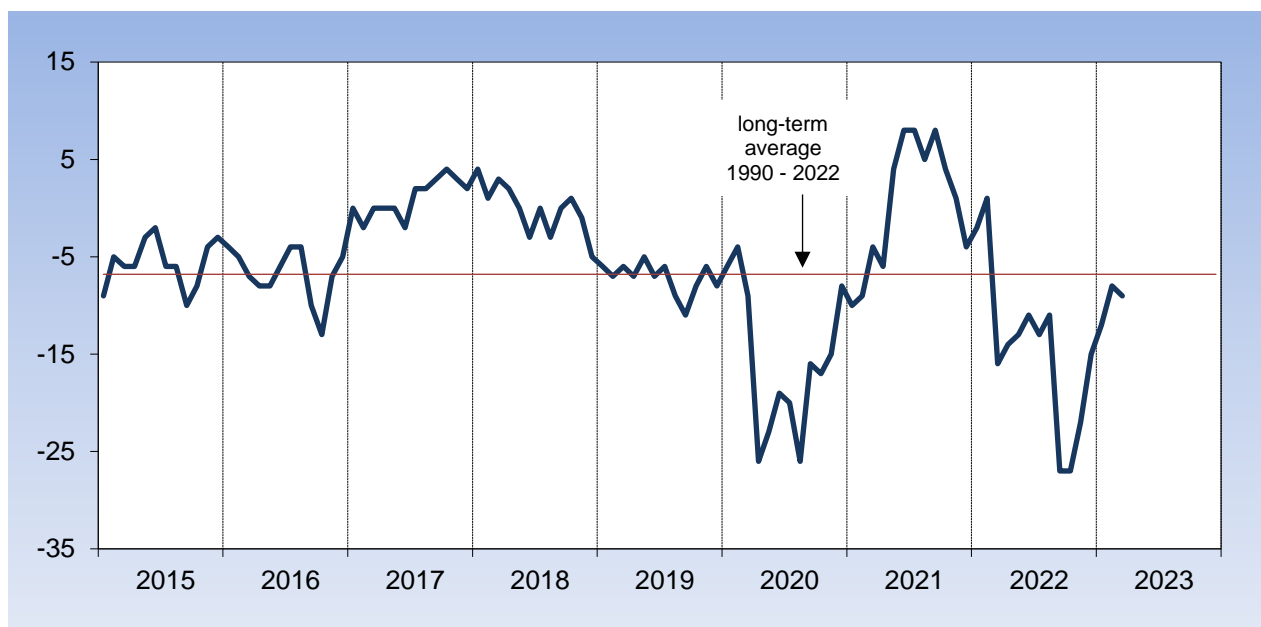
Consumer confidence indicators

		Expectations for the next twelve months				Consumer confidence indicator	
		Economic situation in Belgium	Unemployment in Belgium ¹	Financial situation of households	Savings of households		
2022	March	-47	8	-14	7	-16	
	April	-38	15	-10	8	-14	
	May	-35	10	-9	4	-13	
	June	-31	12	-8	7	-11	
	July	-37	12	-7	6	-13	
	August	-32	16	-8	11	-11	
	September	-49	36	-18	-5	-27	
	October	-42	36	-17	-11	-27	
	November	-32	38	-10	-7	-22	
	December	-25	29	-6	2	-15	
	2023	January	-18	27	-6	3	-12
		February	-13	16	-3	1	-8
March		-16	19	-4	4	-9	

¹ Regarding unemployment expectations, a rise indicates a deterioration while a decline indicates an improvement.

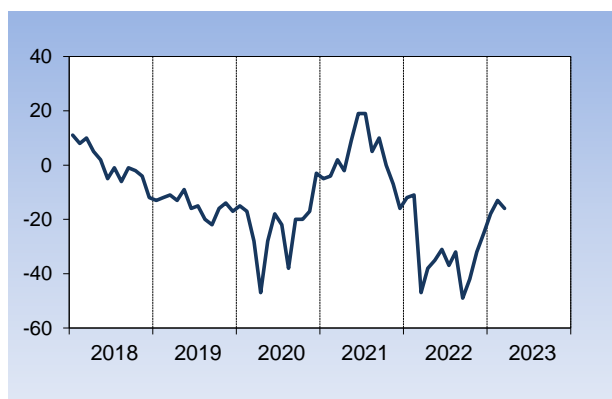
Source: National Bank of Belgium.

CONSUMER CONFIDENCE INDICATOR

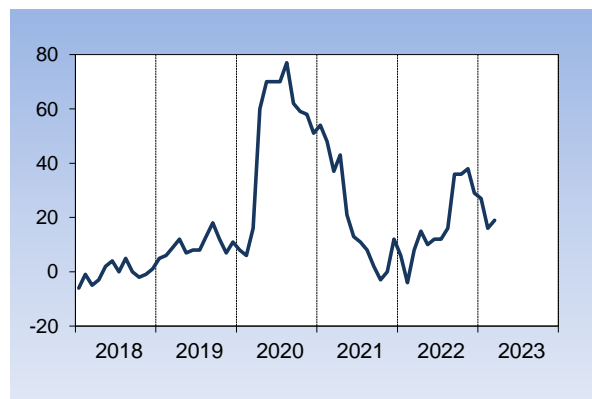


Expectations for the next twelve months

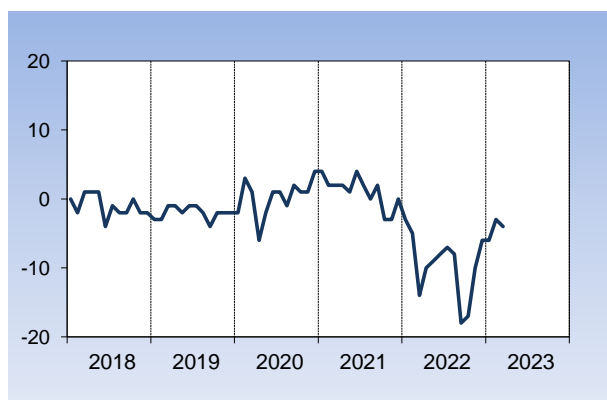
General economic situation in Belgium



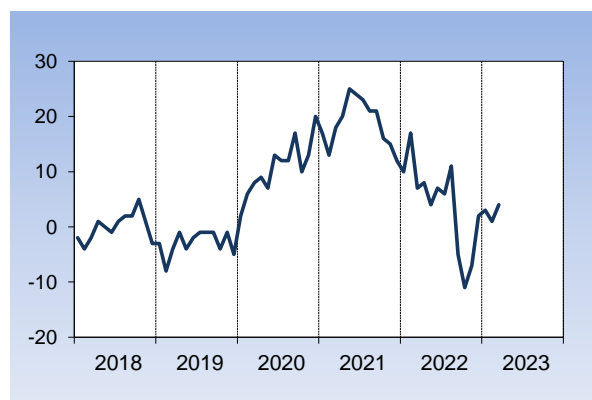
Unemployment in Belgium¹



Financial situation of households



Savings of households



¹ Regarding unemployment expectations, a rise indicates a deterioration while a decline indicates an improvement.