

2023-02-20

PRESS RELEASE

Links: [NBB.Stat](#) [General information](#)

Monthly consumer survey – February 2023

Consumer confidence continues to climb in February

- In the space of four months, the confidence indicator has risen almost 20 points and is approaching its long-term average.
- The upturn observed in February is reflected in all components of the indicator, with the exception of saving intentions, which fell slightly.

Consumers expressed clearly more optimistic views on the trend in unemployment and, to a lesser extent, the general economic situation.

Households expect their financial situation to improve somewhat and have revised their saving intentions for the next twelve months slightly downwards.

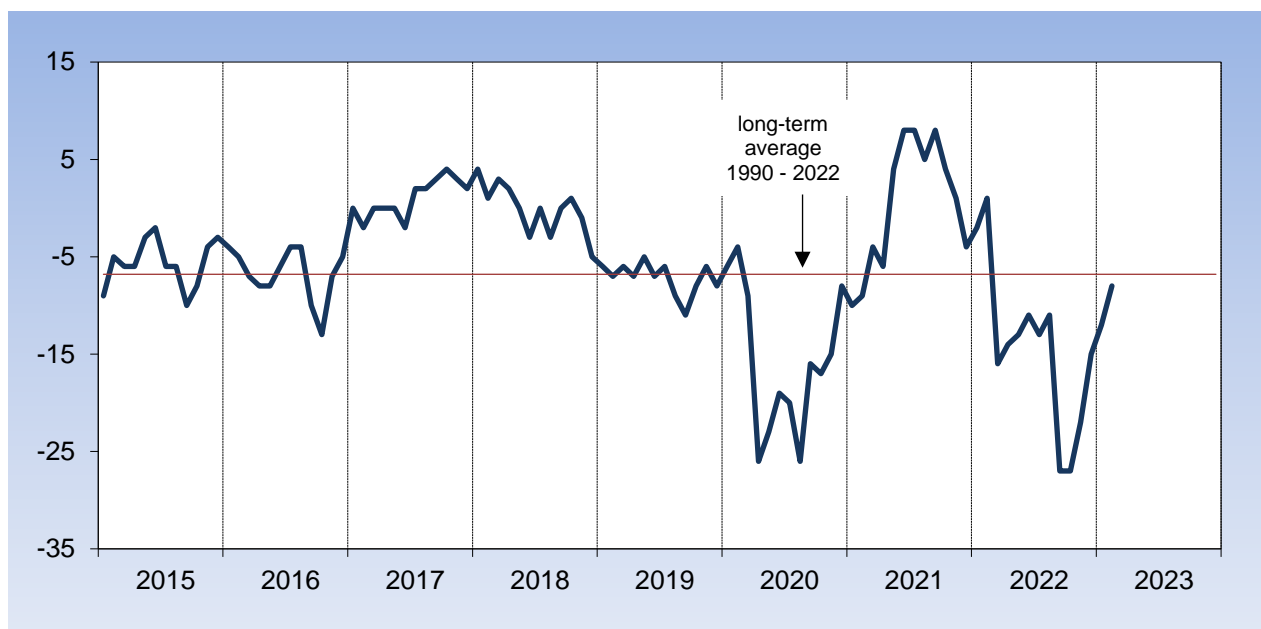
Consumer confidence indicators

		Expectations for the next twelve months				Consumer confidence indicator
		Economic situation in Belgium	Unemployment in Belgium ¹	Financial situation of households	Savings of households	
2022	February	-11	-4	-5	17	1
	March	-47	8	-14	7	-16
	April	-38	15	-10	8	-14
	May	-35	10	-9	4	-13
	June	-31	12	-8	7	-11
	July	-37	12	-7	6	-13
	August	-32	16	-8	11	-11
	September	-49	36	-18	-5	-27
	October	-42	36	-17	-11	-27
	November	-32	38	-10	-7	-22
	December	-25	29	-6	2	-15
	2023	January	-18	27	-6	3
February		-13	16	-3	1	-8

¹ Regarding unemployment expectations, a rise indicates a deterioration while a decline indicates an improvement.

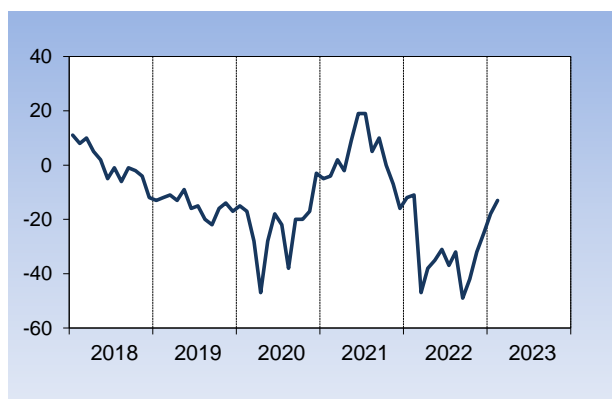
Source: National Bank of Belgium.

CONSUMER CONFIDENCE INDICATOR

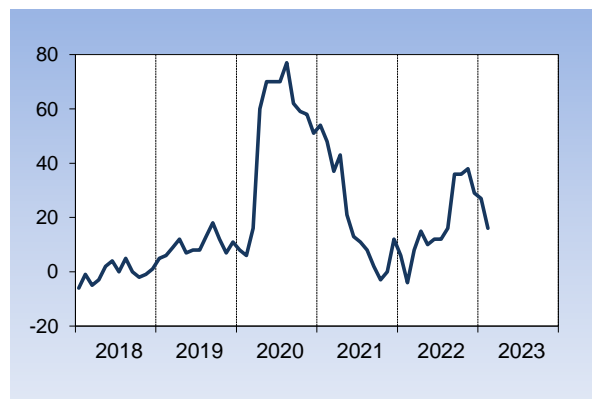


Expectations for the next twelve months

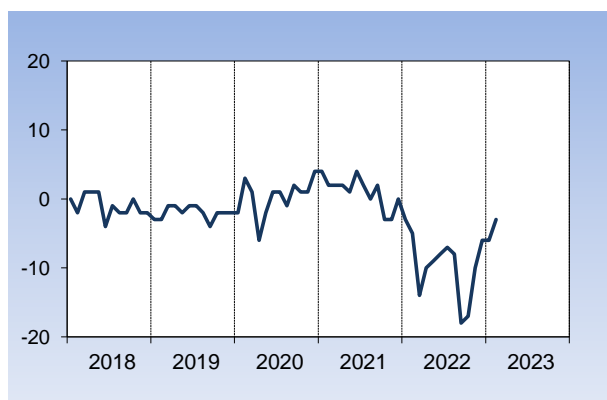
General economic situation in Belgium



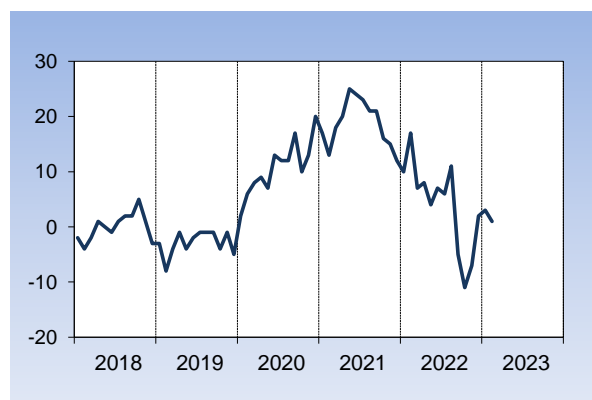
Unemployment in Belgium¹



Financial situation of households



Savings of households



¹ Regarding unemployment expectations, a rise indicates a deterioration while a decline indicates an improvement.