

2023-01-20

PRESS RELEASE

Links:

[NBB.Stat](#)

[General information](#)

Monthly consumer survey – January 2023

Consumer confidence climbs further in January

- **The consumer confidence indicator rose for the third consecutive month.**
- **The increase in confidence can be attributed almost entirely to a more favourable macroeconomic outlook.**

Consumers' view on the general economic situation improved yet again, continuing an upward trend that first came to light in October of last year. They also expect unemployment to continue to fall, albeit to a considerably lesser extent than last month.

The outlook of households on their financial situation remained unchanged, while their saving intentions rose only very slightly.

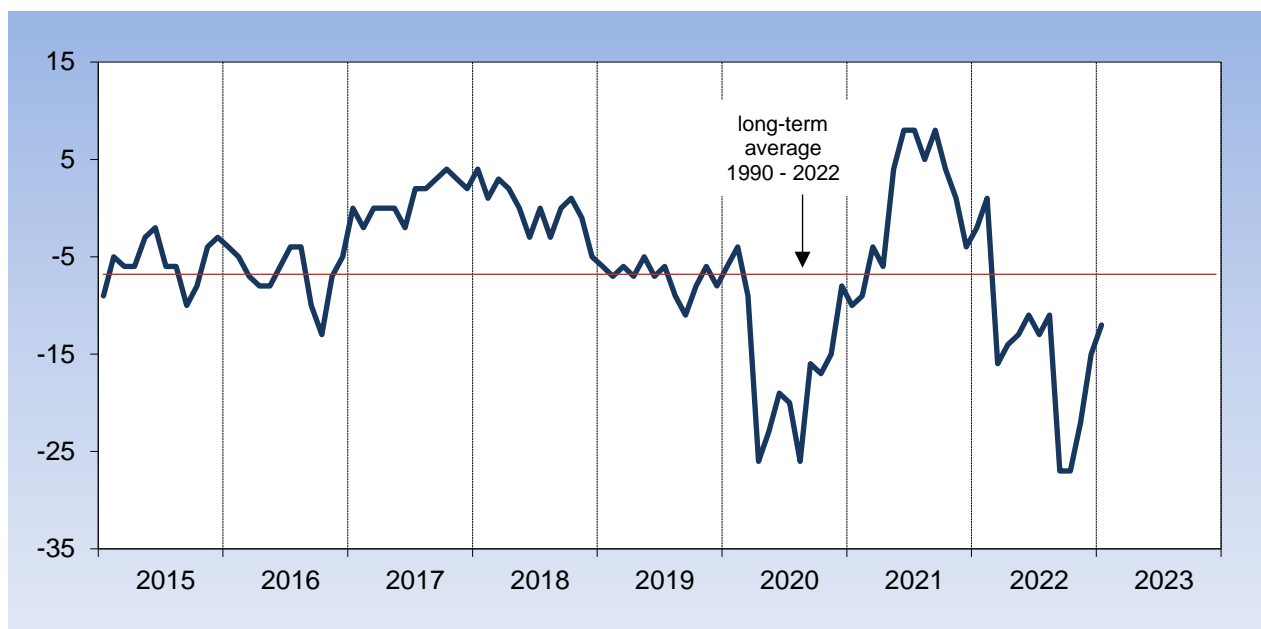
Consumer confidence indicators

		Expectations for the next twelve months				Consumer confidence indicator
		Economic situation in Belgium	Unemployment in Belgium ¹	Financial situation of households	Savings of households	
2022	January	-12	6	-3	10	-2
	February	-11	-4	-5	17	1
	March	-47	8	-14	7	-16
	April	-38	15	-10	8	-14
	May	-35	10	-9	4	-13
	June	-31	12	-8	7	-11
	July	-37	12	-7	6	-13
	August	-32	16	-8	11	-11
	September	-49	36	-18	-5	-27
	October	-42	36	-17	-11	-27
	November	-32	38	-10	-7	-22
	December	-25	29	-6	2	-15
2023	January	-18	27	-6	3	-12

¹ Regarding unemployment expectations, a rise indicates a deterioration while a decline indicates an improvement.

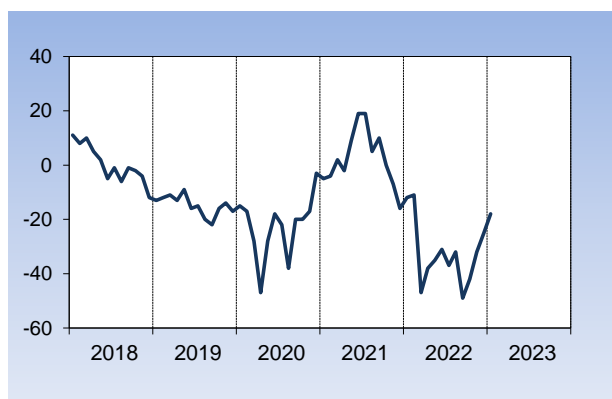
Source: National Bank of Belgium.

CONSUMER CONFIDENCE INDICATOR

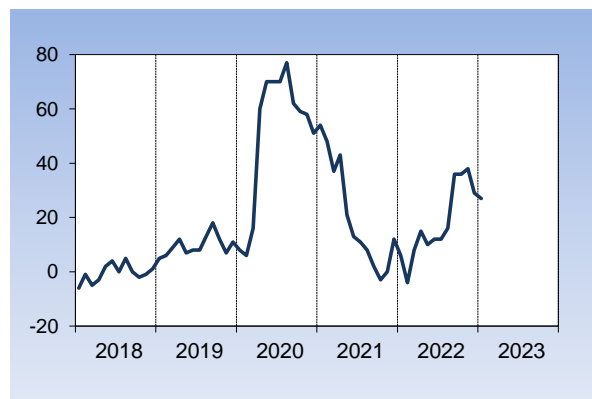


Expectations for the next twelve months

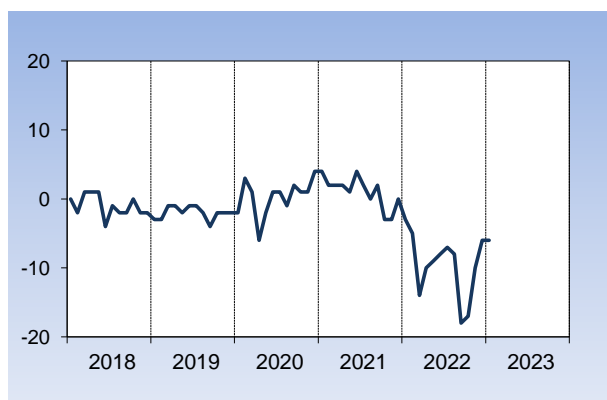
General economic situation in Belgium



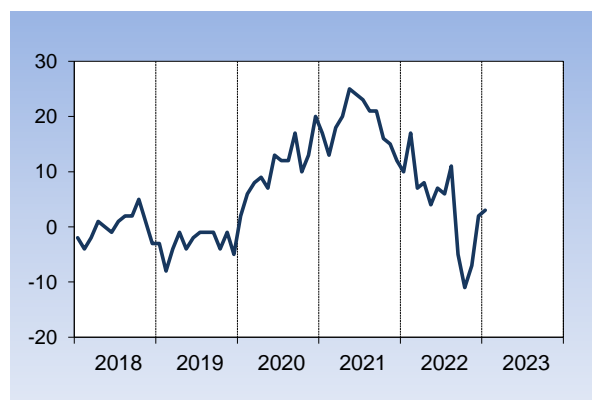
Unemployment in Belgium¹



Financial situation of households



Savings of households



¹ Regarding unemployment expectations, a rise indicates a deterioration while a decline indicates an improvement.