

2019-07-19

PRESS RELEASE

Links: [NBB.Stat](#) [General information](#)

Monthly consumer survey – July 2019

Consumer confidence virtually stable in July

- The slightly fluctuating up-and-down pattern of the consumer confidence indicator since January shows a marginal rise this month.

After the sharp drop of the previous month, prospects regarding the general economic situation in Belgium have improved somewhat. In addition, fears of a rise in unemployment over the coming twelve months seem to have levelled out.

As far as their personal situation is concerned, there has been little or no change in households' views about their future financial situation and their savings intentions since last month.

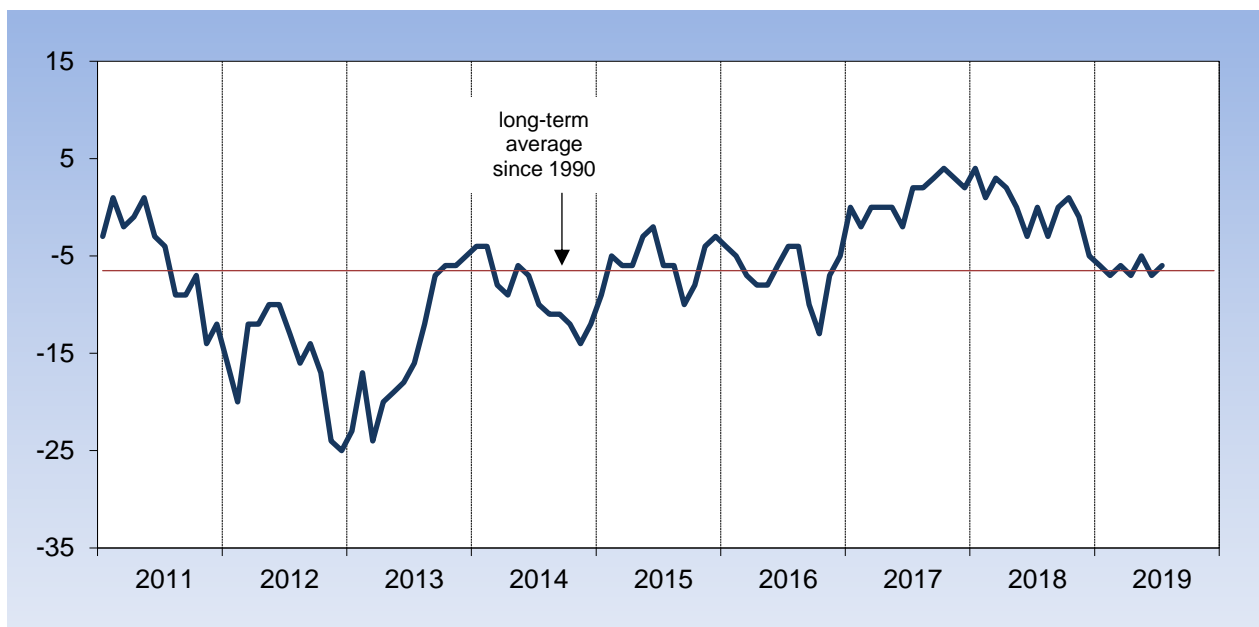
Consumer confidence indicators

		Expectations for the next twelve months				Consumer confidence indicator
		Economic situation in Belgium	Unemployment in Belgium ¹	Financial situation of households	Savings of households	
2018	July	-1	0	-1	1	0
	August	-6	5	-2	2	-3
	September	-1	0	-2	2	0
	October	-2	-2	0	5	1
	November	-4	-1	-2	1	-1
	December	-12	1	-2	-3	-5
2019	January	-13	5	-3	-3	-6
	February	-12	6	-3	-8	-7
	March	-11	9	-1	-4	-6
	April	-13	12	-1	-1	-7
	May	-9	7	-2	-4	-5
	June	-16	8	-1	-2	-7
	July	-15	8	-1	-1	-6

¹ Regarding unemployment expectations, a rise indicates a deterioration while a decline indicates an improvement.

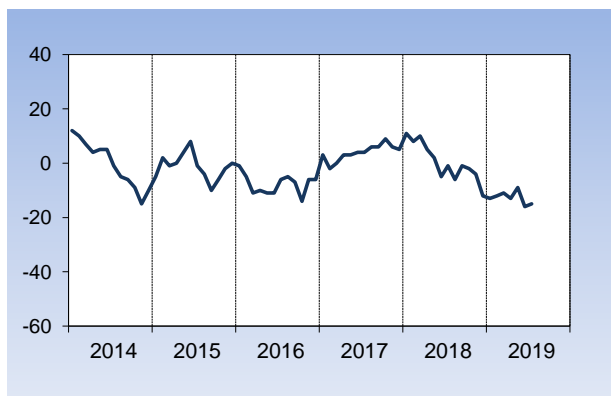
Source: National Bank of Belgium.

CONSUMER CONFIDENCE INDICATOR

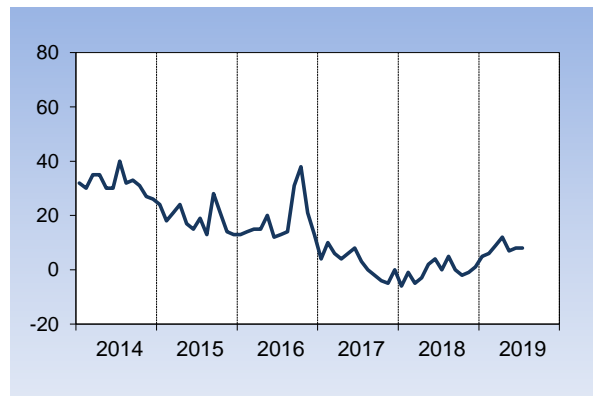


Expectations for the next twelve months

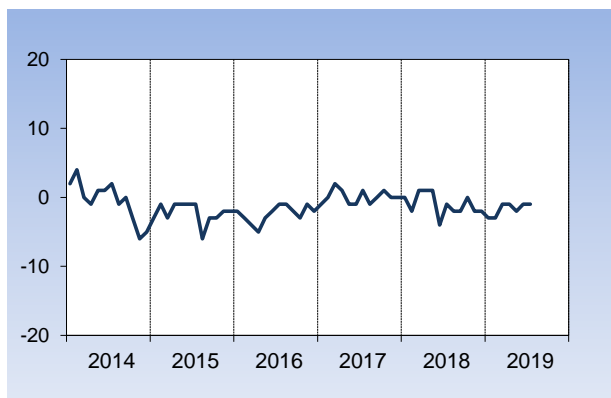
General economic situation in Belgium



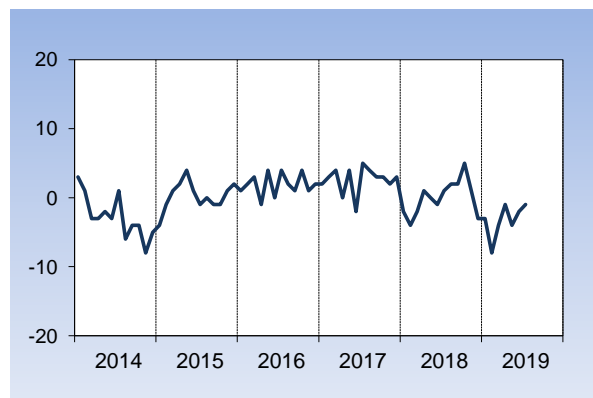
Unemployment in Belgium¹



Financial situation of households



Savings of households



¹ Regarding unemployment expectations, a rise indicates a deterioration while a decline indicates an improvement.