

2019-04-18

## PRESS RELEASE

Links:

[NBB.Stat](#)

[General information](#)

### Monthly consumer survey – April 2019

## April consumer confidence fluctuates around long-term average

- Following last month's slight improvement, the consumer confidence indicator recorded another minor dip in April
- Declining confidence is entirely due to a worsening macroeconomic outlook

With forecasts on the general economic situation taking a turn for the worse, concerns about rising unemployment in the next twelve months also grew significantly, and this for the sixth consecutive month.

In the private arena, households reported unchanged expectations of their own financial situation. However, just as last month, their savings intentions were markedly higher.

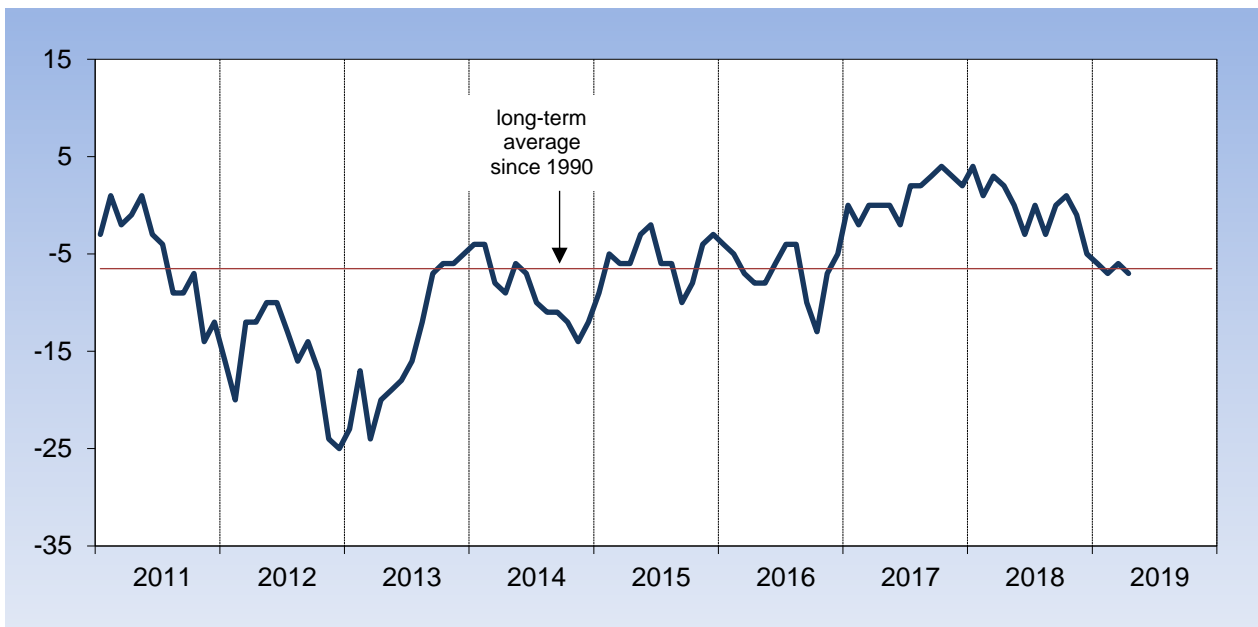
### Consumer confidence indicators

		Expectations for the next twelve months				Consumer confidence indicator	
		Economic situation in Belgium	Unemployment in Belgium <sup>1</sup>	Financial situation of households	Savings of households		
2018	April	5	-3	1	1	2	
	May	2	2	1	0	0	
	June	-5	4	-4	-1	-3	
	July	-1	0	-1	1	0	
	August	-6	5	-2	2	-3	
	September	-1	0	-2	2	0	
	October	-2	-2	0	5	1	
	November	-4	-1	-2	1	-1	
	December	-12	1	-2	-3	-5	
	2019	January	-13	5	-3	-3	-6
		February	-12	6	-3	-8	-7
		March	-11	9	-1	-4	-6
April		-13	12	-1	-1	-7	

<sup>1</sup> Regarding unemployment expectations, a rise indicates a deterioration while a decline indicates an improvement.

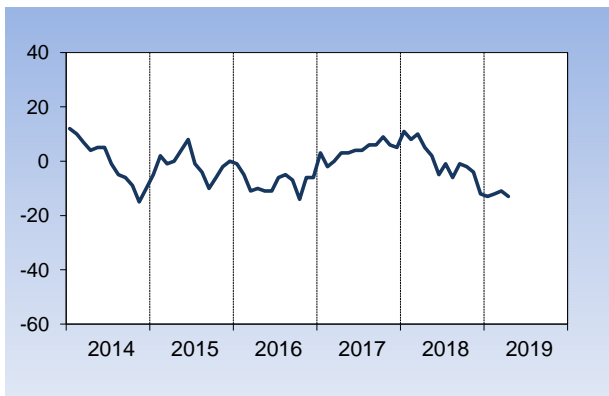
Source: National Bank of Belgium.

**CONSUMER CONFIDENCE INDICATOR**

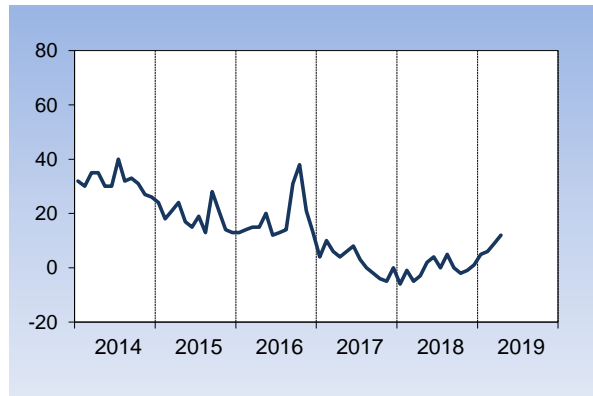


**Expectations for the next twelve months**

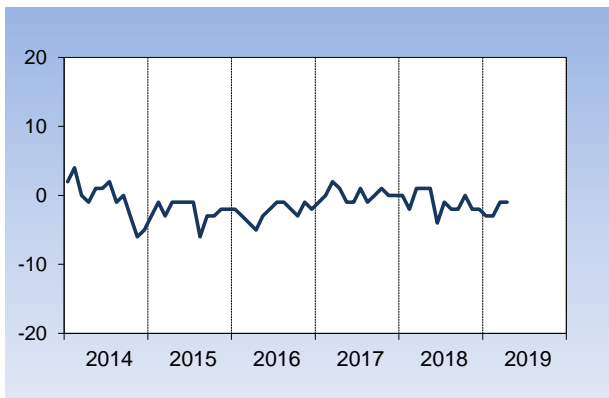
**General economic situation in Belgium**



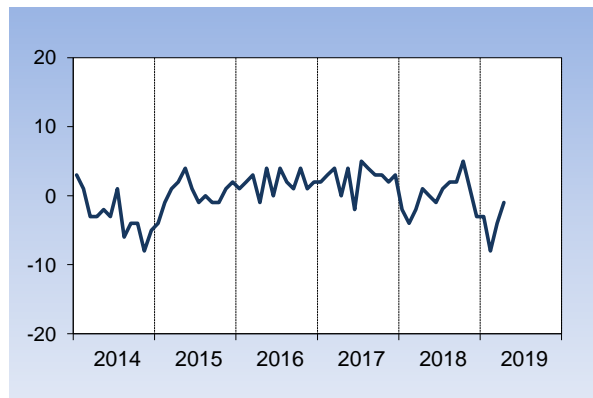
**Unemployment in Belgium<sup>1</sup>**



**Financial situation of households**



**Savings of households**



<sup>1</sup> Regarding unemployment expectations, a rise indicates a deterioration while a decline indicates an improvement.