

2018-09-20

## PRESS RELEASE

Links:

[NBB.Stat](#)

[General information](#)

### Monthly consumer survey – September 2018

## Consumer confidence recovers in September

- Consumers remain hesitant, alternating between a loss and recovery of optimism. In September, the consumer confidence indicator has therefore picked up, wiping out last month's dip
- This renewed confidence is solely attributable to an improvement in the macroeconomic outlook

Consumers have made clearly more optimistic forecasts about the economic situation in general and on unemployment trends in particular, in contrast to the previous month's survey.

On a personal level, households are expecting both their financial situation and their savings to stabilise.

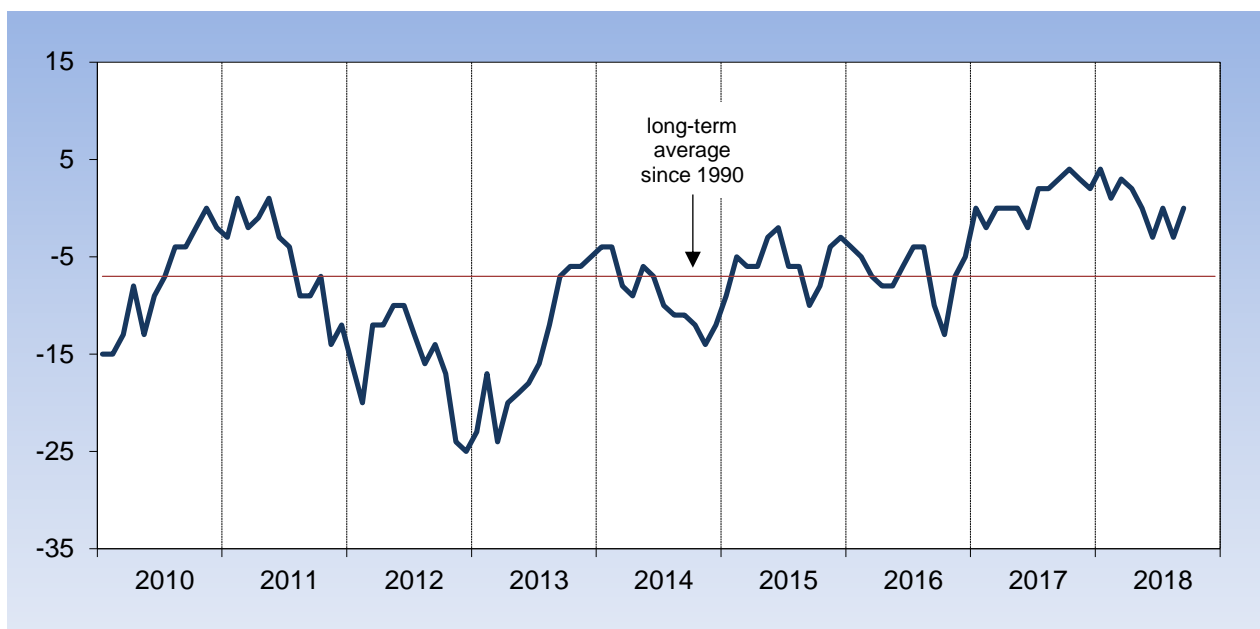
### Consumer confidence indicators

		Expectations for the next twelve months			Consumer confidence indicator	
		Economic situation in Belgium	Unemployment in Belgium <sup>1</sup>	Financial situation of households		Savings of households
2017	September	6	-2	0	3	3
	October	9	-4	1	3	4
	November	6	-5	0	2	3
	December	5	0	0	3	2
2018	January	11	-6	0	-2	4
	February	8	-1	-2	-4	1
	March	10	-5	1	-2	3
	April	5	-3	1	1	2
	May	2	2	1	0	0
	June	-5	4	-4	-1	-3
	July	-1	0	-1	1	0
	August	-6	5	-2	2	-3
	September	-1	0	-2	2	0

Source: National Bank of Belgium.

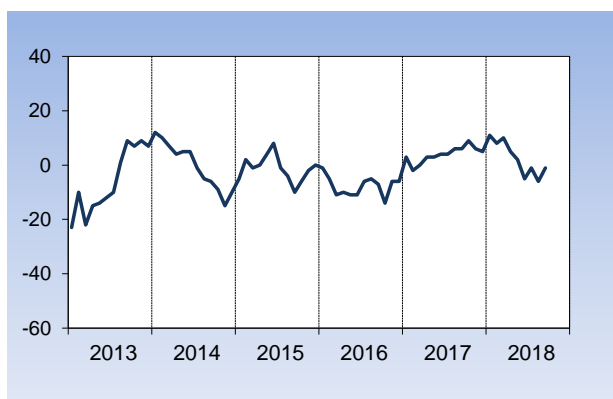
<sup>1</sup> Regarding unemployment expectations, a rise indicates a deterioration while a decline indicates an improvement.

### CONSUMER CONFIDENCE INDICATOR

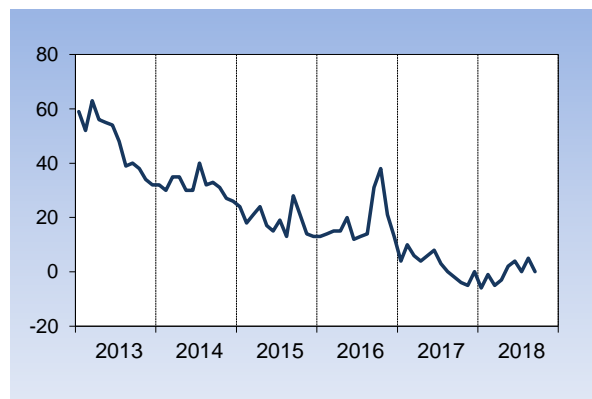


### Expectations for the next twelve months

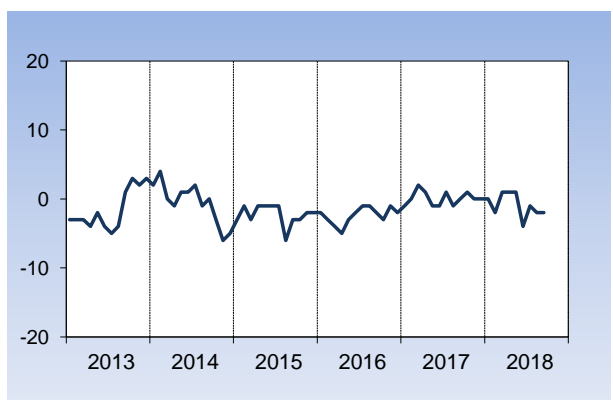
General economic situation in Belgium



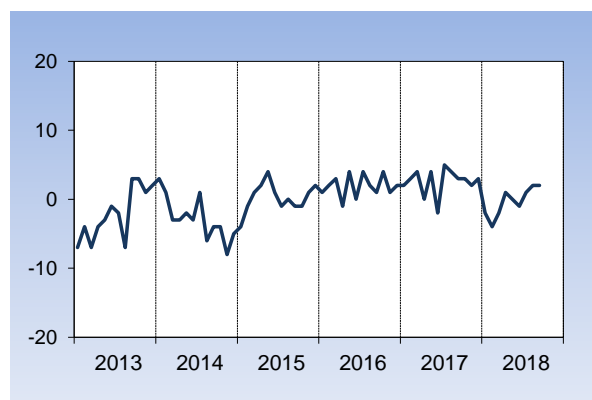
Unemployment in Belgium<sup>1</sup>



Financial situation of households



Savings of households



<sup>1</sup> Regarding unemployment expectations, a rise indicates a deterioration while a decline indicates an improvement.