



How does the transition phase change from the current to the new OneGate user interface?

September 2018

Because the transition happens step-by-step per domain, you will **TEMPORARILY switch between the current and the new interface**. Especially if you are required to submit several reports in different domains.

Your homepage in OneGate will remain the same during the first phase of the transition period. Figure 1 below shows how you can stay in the current OneGate for certain reports or be guided to the new environment.

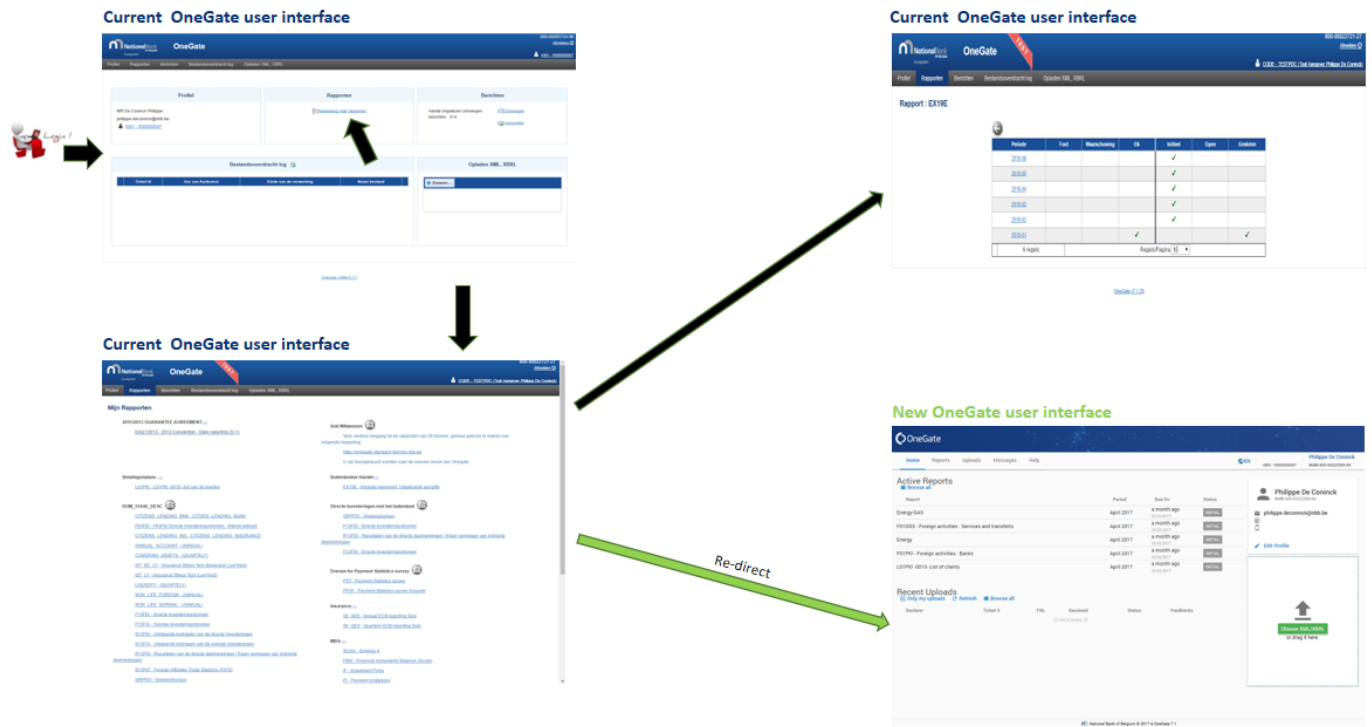
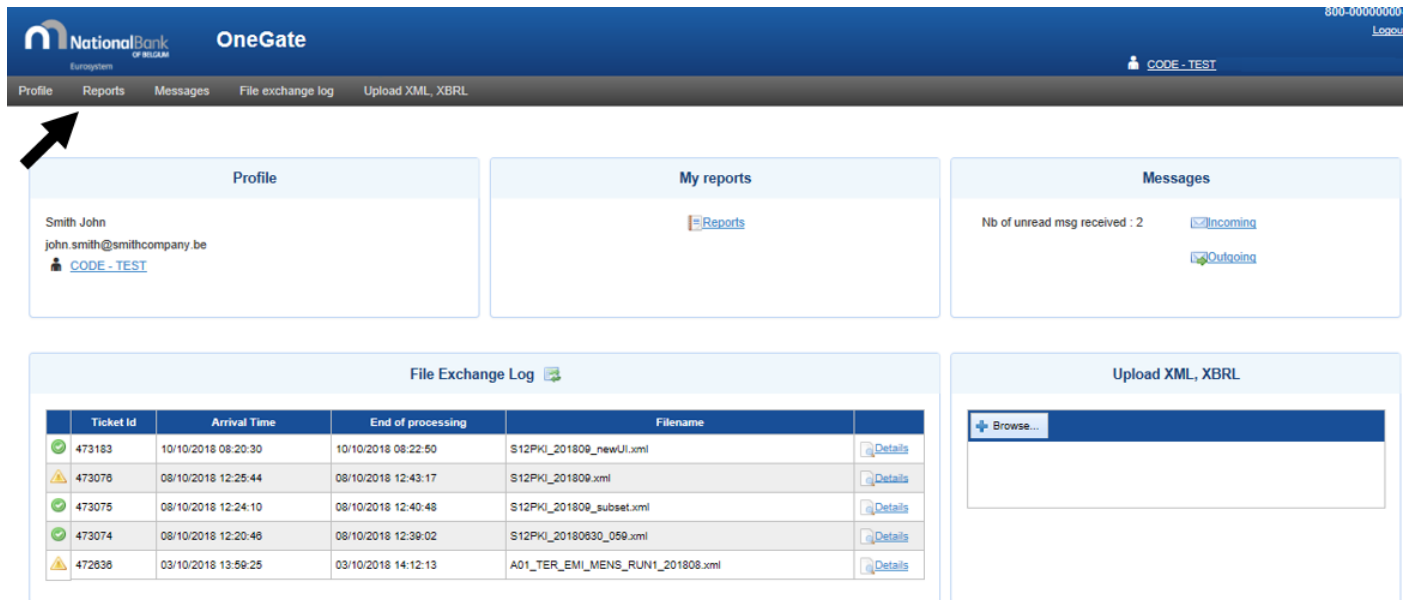


Figure 1- Your usual OneGate screens and how you are referred to your declaration reports that are already available in the new user environment.

When you log in and go from your homepage to 'Reports' (Figure 2), you will see a link (redirect) and a listing (Figure 3) of the following message "To access the reports in this domain, please use the following link. You will be redirected to a new version of OneGate". For those domains your declaration reports were already transferred to the new user interface.

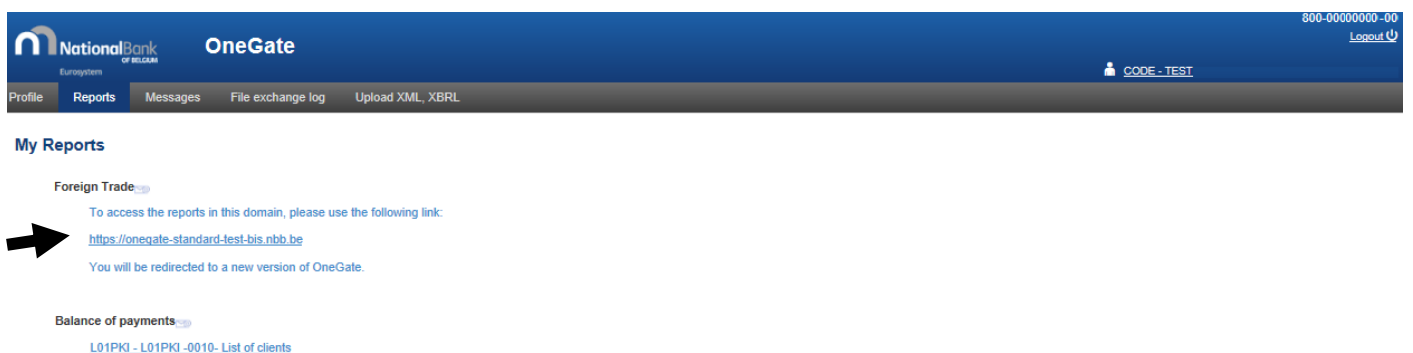
For your other declarations, everything remains the same, until they are transferred too.



The screenshot shows the OneGate homepage with a dark blue header containing the National Bank of Belgium logo and the text "OneGate Eurosystem". A navigation bar below the header includes tabs for "Profile", "Reports", "Messages", "File exchange log", and "Upload XML, XBRL". The main content area is divided into several panels:

- Profile:** Displays user information for "Smith John" with email "john.smith@smithcompany.be" and a "CODE - TEST" user identifier.
- My reports:** Contains a "Reports" button.
- Messages:** Shows "Nb of unread msg received : 2" with "Incoming" and "Outgoing" status indicators.
- File Exchange Log:** A table with columns for Ticket Id, Arrival Time, End of processing, and Filename. It lists several transactions with status icons (green checkmarks and yellow triangles) and "Details" links.
- Upload XML, XBRL:** Features a "Browse..." button and a file upload area.

Figure 2 - Your current OneGate homepage



The screenshot shows the "My Reports" section. It features a "Foreign Trade" category with a message: "To access the reports in this domain, please use the following link: <https://onegate-standard-test-bis.nbb.be>. You will be redirected to a new version of OneGate." Below this, there is a "Balance of payments" category with a link: "[L01PKI - L01PKI -0010- List of clients](#)".

Figure 3 - Example of the message and the link to refer you to the new OneGate user environment.

When you click on the link, you go to the new version of OneGate (Figure 4)

The screenshot displays the OneGate user interface. At the top, there is a navigation bar with the OneGate logo and menu items: Home, Reports, Uploads, Messages (24), and Help. The user's name, John Smith, and a test environment indicator (EN) are visible in the top right corner. The main content area is divided into two sections: 'Declarer's active reports' and 'Recent uploads'.

Declarer's active reports

Report	Period	Due for	Status
EX19E - Intrastat Arrival: Extended declaration	May 2018		Initial
EX19E - Intrastat Arrival: Extended declaration	April 2018		Initial
EX19E - Intrastat Arrival: Extended declaration	February 2018		Initial
EX19E - Intrastat Arrival: Extended declaration	March 2018		Initial
EX19E - Intrastat Arrival: Extended declaration	June 2018		Initial

Recent uploads

Ticket #	File	Received	Exchange status	Feedbacks
0 No Entries. 0				

The right sidebar shows the user profile for John Smith (NUIIN 800-00022874-83) with an email address john.smith@smithcompany.be and an 'Edit profile' link. Below the profile is a dashed box containing an upload icon and the text 'Choose XML/XBRL or drag it here.'

Figure 4 – Your new OneGate homepage.

After the transition period you will immediately enter the new user environment of OneGate after you have logged in.

In the meantime, we are doing our utmost to keep the transition period as short as possible and apologize for any inconvenience. And to ensure that you are **quickly familiar with the changes**, we are already making this [quick reference guide](#) available.