


Registration to T2S

07 May 2015

Patrick Heyvaert



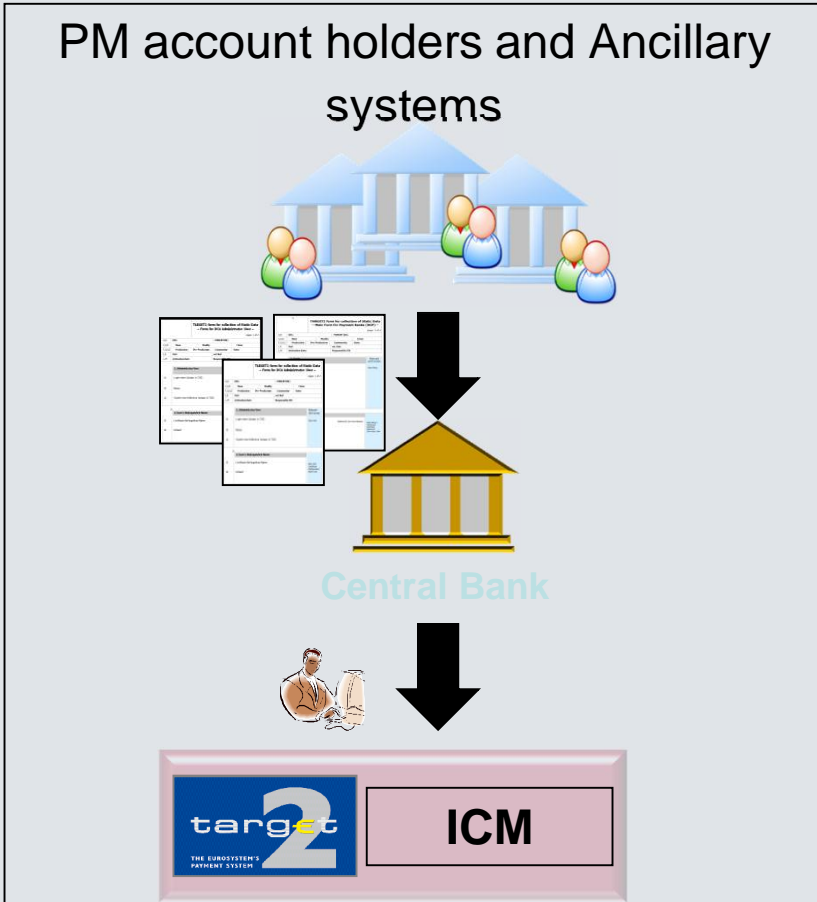
Registration

- ▶ Ordering T2S services via VAN
 - Only for directly connected DCA holders
 - Procedure SWIFT or SIA-Colt

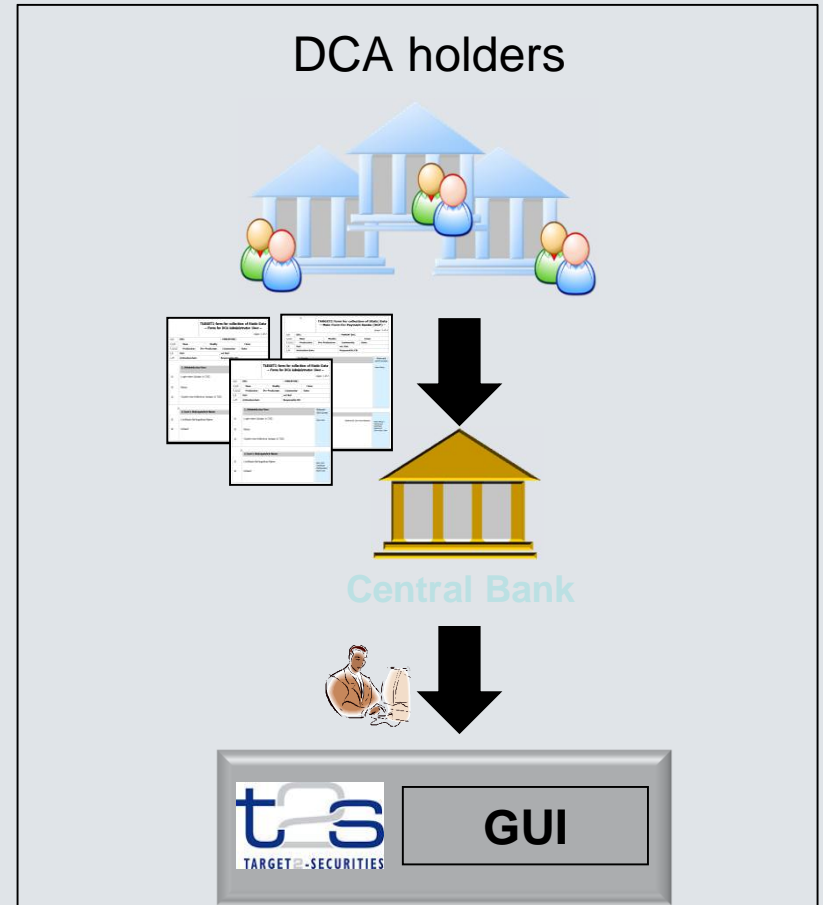
- ▶ Static data
 - test environment (T2S community and pre-production environments)
 - production environment.
 - Via standard DCA forms
 - available via the TARGET2 website of the NBB.
 - Forms must be duly signed
 - Forwarded to responsible NCB



Registration process



Information available at: [User Guide for Collection of Static Data](#); Registration Forms (provided by each Central Bank).



Information available at: [Registration Guide for DCA holders](#); Registration Forms for DCA holders (provided by each Central Bank).

Changes to the registration forms for PM account holders

Form 1000 - Main form for direct PM participants: Information related with the use of TARGET2 core services – Debit/Credit notifications

Credit notifications (MT202)

5. T2S related notifications	
5.1 Information on incoming liquidity transfers from T2S	
50	Information on incoming liquidity transfers from T2S: <input checked="" type="radio"/> MT <input type="radio"/> MX <input type="radio"/> No
51	SWIFT NET DN for receiving the Information about incoming liquidity transfers from T2S: O= SWIFT
51b	O= <input type="text"/>
52	<input type="text" value="OU="/> <input type="text"/>
52b	<input type="text" value="OU="/> <input type="text"/>

Debit notifications (MT900)

5.2 Optional debit notifications	
53	Optional debit notifications: <input checked="" type="radio"/> MT <input type="radio"/> MX <input type="radio"/> No
54	SWIFT NET DN for receiving the Optional debit notification: O= SWIFT
54b	O= <input type="text"/>
55	<input type="text" value="OU="/> <input type="text"/>
55b	<input type="text" value="OU="/> <input type="text"/>



Changes to the registration forms for PM account holders

Form 1000 - Main form for direct PM participants : Information related with the use of TARGET2 value-added services for T2S

TARGET2 value-added services for T2S	
S VAS	Do you want to use TARGET2 value added services for T2S? <input checked="" type="radio"/> YES <input type="radio"/> NO

- Activation date: not earlier than 22 June 2015
- Changes can only be captured by each Central Bank (via ICM) from 26 May 2015 onwards



Registration forms for DCA holders

Indirectly connected
DCA holders



- **Form 7050**: Main Form for Payment Banks (ICP)
- **Form 7150**: Form For Dedicated Cash Account (ICP)
- (+ *Form 1000* – Main form for direct PM participants)

Directly connected
DCA holders



- **Form 7000**: Main Form for Payment Banks (DCP)
- **Form 7100**: Form For Dedicated Cash Account (DCP)
- **Form 7200**: Form for Administrator User



Central Bank




Further information available in the [Registration Guide for DCA holders](#).



Registration forms for DCA holders

Generic information (present in all forms):

DCA holder's production BIC11, irrespective of the environment

		TARGET2 form for collection of Static Data		page: 1 of 5
A,B	BIC: <input type="text"/>	PARENT BIC:	<input type="text" value="Central Bank"/>	
C,D,E	<input type="checkbox"/> New	<input type="checkbox"/> Modify	<input type="checkbox"/> Close	
F,G,H,I	<input type="checkbox"/> Production	<input type="checkbox"/> Pre-Production	<input type="checkbox"/> Community	Date: <input type="text"/>
J,K	Ref: <input type="text"/>	rel. Ref:	<input type="text"/>	
L,M	Activation date: <input type="text"/>	Responsible CB:	<input type="text" value="Central Bank Country code"/>	

Some time before the contract date (e.g. migration weekend) ➡ Central Banks will set restrictions between activation date and contract date, in order to avoid any settlement!



Registration forms for DCA holders

Indirectly connected DCA holders



- **Form 7050:** Main Form for Payment Banks (ICP)
- **Form 7150:** Form For Dedicated Cash Account (ICP)
(+ *Form 1000 – Main form for direct PM participants*)

Directly connected DCA holders



- **Form 7000:** Main Form for Payment Banks (DCP)
- **Form 7100:** Form For Dedicated Cash Account (DCP)
- **Form 7200:** Form for Administrator User



Central Bank



Further information available in the [Registration Guide for DCA holders](#)



Registration forms for Indirectly Connected DCA holders

Form 7050: Main Form for Payment Banks (ICP)

- Identification of the DCA holder

1. Party	
11	Party Long Name: <input type="text"/>
12	Party Short Name: <input type="text"/>
13	Address
13a	Street: <input type="text"/>
13b	House Number: <input type="text"/>
13c	Postal Code: <input type="text"/>
13d	City: <input type="text"/>
13e	State or Province: <input type="text"/>
13f	Country Code: <input type="text"/>

SECURITIES	CASH	SERVICES	STATIC DATA	MONITORING
Static Data » Parties » Parties » Party Details				
Party				
Status Active				
Party				
Parent BIC CSDYINTIN01	Party Type CSD Participant	Opening Date 2013-09-03	Closing Date 9999-12-31	
Party Code				
Valid From 2013-09-03	BIC CSDPINTIN21			
Party Name				
Valid From 2013-09-03	Long Name CSDPINTIN21	Short Name CSDPINTIN21		



Registration forms for Indirectly Connected DCA holders

Form 7050: Main Form for Payment Banks (ICP)

- Form needs to be signed by the responsible staff member of the DCA holder.

The Undersigned declare(s) to have the full capacity and authority to execute the TARGET2 form for and on behalf of the Participant requesting activation of the registration.

Date,

Name(s)

Signature(s)



Registration forms for Indirectly Connected DCA holders

Form 7150: Dedicated Cash Account (ICP)

1. DCA

11 DCA number:

12 Cash account type:

15 External RTGS account number:

16 Optional Cash Sweep: Yes No

Must be set up in static data by NCB

Format for the DCA number:

Main PM account

Name	Format	Content
Account type	1 char. exactly	'C' for cash account
Country code of the Central Bank	2 char. exactly	ISO country code
Currency code	3 char. exactly	ISO currency code
Account holder	11 char. exactly	BIC
Sub-classification of the account	Up to 17 char.	Free text

Registration forms for Indirectly Connected DCA holders

Form 7150: Dedicated Cash Account (ICP)

2. Credit Memorandum Balance

21 Primary CMB:

22 Authorized BIC Rules

BICs:

Inclusion

- BICs of the CSD participants holding the securities accounts that can be linked to the DCA (by a CSD) for settlement and/or auto-collateralisation purposes.

SEcurities CASH SERVICES STATIC DATA MONITORING

Static Data > T2S Dedicated Cash Account > Credit Memorandum Balances > Credit Memorandum Balance Details

Credit Memorandum Balance

Status	Credit Memorandum Balance Id	T2S Dedicated Cash Account	Primary CMB
ACTV	600834	TINTC SHADC A0001 1	Yes

Authorized BIC Rules

Wildcard Pattern	Inclusion
PMBKINTE*	Yes

NCB T2S Dedicated Cash Account

NCB T2S Dedicated Cash Account Number	Valid From	Screen: Credit Memorandum Balance Details
TINTN CBADC A0000 2	2013-12-18	

Regular Securities Account

Regular Securities Account Number	Valid From
TINTC SDPSA C0001 B	2013-12-18

Receiving Securities Account

Receiving Securities Account Number	Valid From	Valid To
TINTC SDPSA C0001 A	2013-12-18	9999-12-31

Registration forms for Indirectly Connected DCA holders

Form 7150: Dedicated Cash Account (ICP)

Information related with the provision of Central Bank auto-collateralisation.

23	Receiving Securities Account Number (only in pledge case): <input type="text"/>
24 a, b	Auto-collateralisation: <input type="checkbox"/> Yes <input type="checkbox"/> No
24 c	Requested auto-collateralisation limit: <input type="text"/>

If Auto-collateralisation flag is:

- “No”: Central Bank will set the limit to zero;
- “Yes”: Central Bank will set the limit to 999.999.999.999,99 (or the amount requested by the DCA holder via the field 24c).

PM account for automatic auto-collateralisation reimbursement	
25 a	PM account BIC : <input type="text"/>
25 b	PM account holder MFI code: <input type="text"/>
26 a, b	Securities accounts for collateral supply (securities account number) CSD participant identification (Parent BIC/CSD participant BIC)
	<input type="text"/> <input type="text"/> / <input type="text"/>
	<input type="text"/> <input type="text"/> / <input type="text"/>

- Information that might be used by each Central Bank (Collateral Management System), in order to handle the automatic auto-collateralisation reimbursement.
- DCA holders will be informed by the respective Central Bank about the need to provide this information.



Registration forms for Indirectly Connected DCA holders

Form 7150: Dedicated Cash Account (ICP)

Both parties confirm that they have agreed on the link between the mentioned PM account and the DCA.

The Undersigned declare(s) to have the full capacity and authority to execute the TARGET2 form for and on behalf of the Participant requesting activation of the registration.

PM account holder:

(Holder of the PM account indicated in field 15 – *External RTGS account number*)

<input type="text"/>	<input type="text"/>	<input type="text"/>
----------------------	----------------------	----------------------

Date,

Name(s)

Signature(s)

DCA holder:

<input type="text"/>	<input type="text"/>	<input type="text"/>
----------------------	----------------------	----------------------

Date,

Name

Signature(s)

Form needs to be signed by the responsible staff member of both the Main PM account holder and DCA holder, before being forwarded to the Central Bank (of the DCA holder).



Registration forms for DCA holders

Indirectly connected
DCA holders



- **Form 7050:** Main Form for Payment Banks (ICP)
- **Form 7150:** Form For Dedicated Cash Account (ICP)
- (+ *Form 1000 – Main form for direct PM participants*)



Central Bank



Directly connected
DCA holders



- **Form 7000:** Main Form for Payment Banks (DCP)
- **Form 7100:** Form For Dedicated Cash Account (DCP)
- **Form 7200:** Form for Administrator User

Further information available in the [Registration Guide for DCA holders](#).



Registration forms for Directly Connected DCA holders

Form 7000: Main Form for Payment Banks (DCP)

1. Party

Identification of the DCA holder

11 Party Long Name:

12 Party Short Name:

13 Address

13a Street:

13b House Number:

13c Postal Code:

13d City:

13e State or Province:

13f Country Code:

SECURITIES	CASH	SERVICES	STATIC DATA	MONITORING
Static Data » Parties » Parties » Party Details				
Party				
Status Active				
Party				
Parent BIC CSDYINTIN01	Party Type CSD Participant	Opening Date 2013-09-03	Closing Date 9999-12-31	
Party Code				
Valid From 2013-09-03	BIC CSDPINTIN21			
Party Name				
Valid From 2013-09-03	Long Name CSDPINTIN21	Short Name CSDPINTIN21		

Screen: Party details



Registration forms for Directly Connected DCA holders

Form 7000: Main Form for Payment Banks (DCP)

2. Technical Addresses	
21	Technical Address
	Network Service Name
	-Select one entry-
	-Select one entry-
	-Select one entry-

Distinguished Names (DN) to be used for the Application-to-Application(A2A) connection, per service name [only applicable for DCA holders connected in A2A mode].

SECURITIES	CASH	SERVICES	STATIC DATA	MONITORING
Static Data » Parties » Parties » Party Details				
Technical Addresses				
Screen: Party details				
Technical Address				
T2SDEFAULTPTA				

SECURITIES	CASH	SERVICES	STATIC DATA	MONITORING
Static Data » Parties » Parties » Party Details » Edit Party				
Technical Address Network Services Links				
Screen: Technical Address Network Service Links Details				
Technical Address	Network Service Name			
PMBKID02001TCHAD				

Registration forms for **Directly Connected DCA holders**

Form 7000: Main Form for Payment Banks (DCP)

3. Default Routings (initial set-up)

31	Technical Address	Network Service Name
		-Select one entry-
		-Select one entry-
		-Select one entry-
		-Select one entry-
		-Select one entry-

- Distinguished Names (DN) to be used by default, per service, in A2A mode [Only applicable to DCA holders connected in A2A mode].
- Just the initial configuration will be set by the Central Bank.
- Changes need to be performed by the DCA holder.

SECURITIES
CASH
SERVICES
STATIC DATA
MONITORING

Static Data > Network Configuration > Routings

Search Criteria - Routing

Status	Network Service Name	Parent BIC	BIC
Active	All	TCSOTCS0XXX	CSDJDEFFXXX
Technical Address	Default Routing		
All	All		

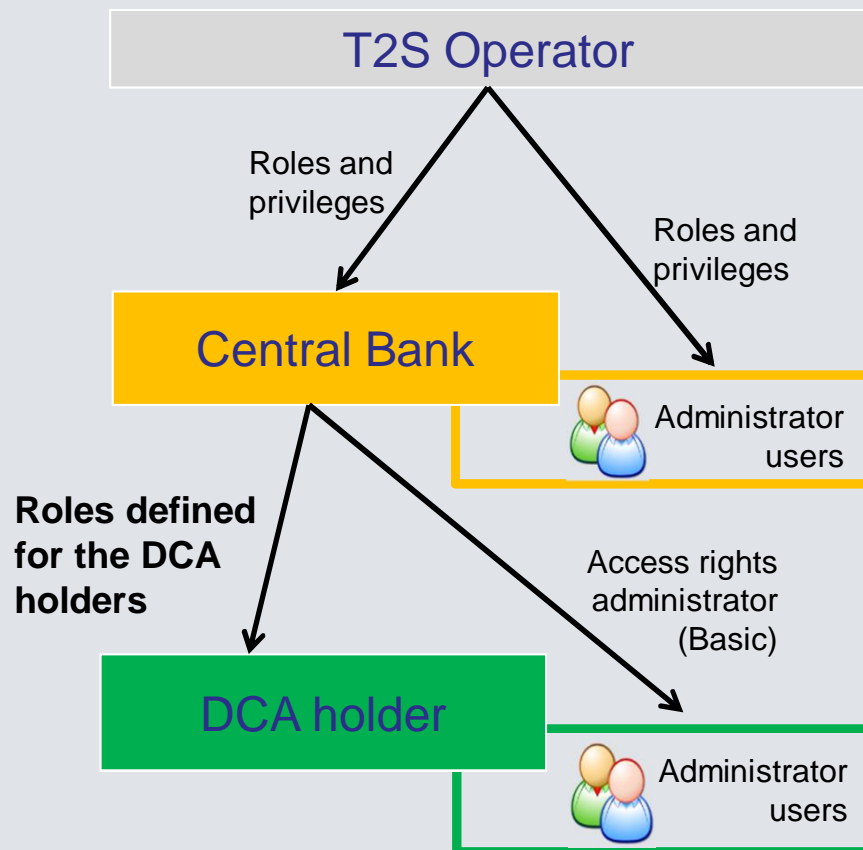
Screen: Network configuration - Routings

Status	Parent BIC	BIC	Description	Network Service Name	Technical Address	Default	Compress	Sequence	Size (lower bound)	Size (upper bound)	Currency	Message Type	Positive
Active	TCSOTCS0	CSDJDEFF	Default	FTA.FILE	T2SDEFAU	Yes	No Compr	0	0	0			
Active	TCSOTCS0	CSDJDEFF	Default	FTA.MSGS	T2SDEFAU	Yes	No Compr	0	0	0			

Registration forms for **Directly Connected DCA holders**

Form 7000: Main Form for Payment Banks (DCP)

4. Access rights management - Roles			
41	Role	Two-eyes mode	Four-eyes mode
	Access rights administrator - Basic	<input checked="" type="checkbox"/>	n.a
	Access rights administrator - Advanced	<input type="checkbox"/>	<input type="checkbox"/>
	Reading role	<input checked="" type="checkbox"/>	n.a
	CMB manager	<input type="checkbox"/>	<input type="checkbox"/>
	Configuration manager	<input type="checkbox"/>	<input type="checkbox"/>
	Liquidity manager	<input type="checkbox"/>	<input type="checkbox"/>
	Collateral manager	<input type="checkbox"/>	<input type="checkbox"/>



Registration forms for **Directly Connected DCA** holders

Form 7000: Main Form for Payment Banks (DCP) | Access rights management

Roles available to DCA holders

Role	Description
Reading role	<ul style="list-style-type: none">• Role to be granted to all users (in two-eyes mode).• Includes privileges that allow the access to information relevant for all users, irrespective of their business function.
Access rights administrator - Basic	<ul style="list-style-type: none">• Includes six privileges for access rights management.• Needs to be granted by the Central Bank to the DCA holder's administrator users (in two-eyes mode).• Only role that can be granted by the Central Bank to the DCA holder's administrator users.
Access rights administrator - Advanced	<ul style="list-style-type: none">• Includes the remaining privileges necessary for access rights management.• Allows the DCA holder's administrator users to manage the remaining users' access rights, when combined with the Reading role and Access rights administrator - Basic.

Registration forms for **Directly Connected** DCA holders

Form 7000: Main Form for Payment Banks (DCP) | Access rights management

Roles available to the DCA holders

Role	Description
CMB manager	<ul style="list-style-type: none">Includes the privileges necessary to manage the secondary credit memorandum balance.
Configuration manager	<ul style="list-style-type: none">Includes the privileges necessary to manage the messages subscription, reports configuration and routing rules.
Liquidity manager	<ul style="list-style-type: none">Includes the privileges necessary to manage the DCA's liquidity.
Collateral manager	<ul style="list-style-type: none">Includes the privileges necessary to manage the securities considered eligible by the DCA holder for client auto-collateralisation and respective valuation.



Registration forms for **Directly Connected DCA holders**

Form 7000: Main Form for Payment Banks (DCP)

4. Access rights management - Roles			
41	Role	Two-eyes mode	Four-eyes mode
	Access rights administrator - Basic	<input checked="" type="checkbox"/>	n.a
	Access rights administrator - Advanced	<input type="checkbox"/>	<input type="checkbox"/>
	Reading role	<input checked="" type="checkbox"/>	n.a
	CMB manager	<input type="checkbox"/>	<input type="checkbox"/>
	Configuration manager	<input type="checkbox"/>	<input type="checkbox"/>
	Liquidity manager	<input type="checkbox"/>	<input type="checkbox"/>
	Collateral manager	<input type="checkbox"/>	<input type="checkbox"/>

- Roles can be granted to each DCA holder in two-eyes or four-eyes mode.
- If two-eyes mode is selected:
 - role can be granted to a user in two-eyes mode, and/or
 - each privilege in the role can be granted to a user in two-eyes or four-eyes mode.
- If four-eyes mode is selected:
 - role can be granted to a user in four-eyes; and/or
 - each privilege in the role can be granted to a user (only) in four-eyes mode
- If the role is to be used in A2A, two-eyes mode needs to be selected



Registration forms for **Directly Connected DCA holders**

Form 7000: Main Form for Payment Banks (DCP)

5. Secured Group										
51	<u>Creation of a new secured group</u> New secured group type Secured Group Identification <i>(to be filled by the Central Bank)</i> <table><tr><td>- Select one entry -</td><td><input type="text"/></td></tr><tr><td>- Select one entry -</td><td><input type="text"/></td></tr><tr><td>- Select one entry -</td><td><input type="text"/></td></tr></table>	- Select one entry -	<input type="text"/>	- Select one entry -	<input type="text"/>	- Select one entry -	<input type="text"/>			
- Select one entry -	<input type="text"/>									
- Select one entry -	<input type="text"/>									
- Select one entry -	<input type="text"/>									
52	<u>Request for Inclusion on a Secured group</u> Secured group Identification Identification of the party responsible for the secured group <i>(Parent BIC/Payment Bank BIC)</i> <table><tr><td><input type="text"/></td><td><input type="text"/></td><td><input type="text"/></td></tr><tr><td><input type="text"/></td><td><input type="text"/></td><td><input type="text"/></td></tr><tr><td><input type="text"/></td><td><input type="text"/></td><td><input type="text"/></td></tr></table>	<input type="text"/>	<input type="text"/>	<input type="text"/>	<input type="text"/>	<input type="text"/>	<input type="text"/>	<input type="text"/>	<input type="text"/>	<input type="text"/>
<input type="text"/>	<input type="text"/>	<input type="text"/>								
<input type="text"/>	<input type="text"/>	<input type="text"/>								
<input type="text"/>	<input type="text"/>	<input type="text"/>								

- Secured group: group of secured objects (e.g., parties or DCAs) to which privileges/roles can be granted.
- Via form 7000, DCA holders can:
 - request the creation of a secured group of parties and/or DCAs (field 51).
 - request the inclusion in a secured group of parties (field 52).
 - request for inclusion in a secured group of DCAs is made via form 7100 (field 31)
- Secured Group Identification: automatically generated by the system upon creation of the secured group by the Central Bank.



Registration forms for **Directly Connected DCA holders**

Form 7000: Main Form for Payment Banks (DCP)

6. Secondary Credit Memorandum Balance

61 **Secondary CMB** Yes No

62 Collateralisation procedure: -----

63 Technical Address to send daily securities valuations via flat files:

If DCA holder intends to set a secondary CMB, collateralisation procedure has to be set to "REPO"; otherwise, should not be filled.

If DCA holder intends to provide client collateralisation, technical address to send daily securities valuations via flat files needs to provided.

- Address will be included in the list of technical senders authorised to send securities valuations via flat files.



Registration forms for **Directly Connected** **DCA holders**

Form 7000: Main Form for Payment Banks (DCP)

- Form needs to be signed by the responsible staff member of the DCA holder.

The Undersigned declare(s) to have the full capacity and authority to execute the TARGET2 form for and on behalf of the Participant requesting activation of the registration.

Date,

Name(s)

Signature(s)



Registration forms for **Directly Connected** DCA holders

Form 7100: Dedicated Cash Account (DCP)

Information needed to create the DCA.

1. DCA

11 DCA number:

12 Cash account type:

13 Floor Notification Amount:

14 Ceiling Notification Amount:

15 External RTGS account number:

↙
Main PM account

SECURITIES	CASH	SERVICES	STATIC DATA	MONITORING
Static Data > T2S Dedicated Cash Account > Dedicated Cash Accounts > Dedicated Cash Account Details				
T2S Dedicated Cash Account		Screen: Dedicated Cash Account Details		
Status Active	T2S Dedicated Cash Account Number DCA04ULIJULI	Opening Date 2013-08-05	Closing Date 2013-08-30	
Cash Account Type T2S Central Bank Account	Party Parent BIC TCSOTCS0XXX	Party BIC NCBKDEFFQ01		
Party Short Name BBK	Party Type National Central Bank (NCB)			
Floor Notification Amount 0.00	Ceiling Notification Amount 0.00	Currency EUR	External RTGS Account EXTRTGSACC123	

Registration forms for **Directly Connected DCA holders**

Form 7100: Dedicated Cash Account (DCP)

The screenshot shows a registration form with a grey header labeled '1. DCA'. Below the header, there are two input fields. The first field, labeled '11 DCA number:', is empty. The second field, labeled '12 Cash account type:', contains the text 'Dedicated Cash Account (DCA)'. An arrow points from the 'DCA number:' label to the text 'Format for the DCA number:' below the form.

Format for the DCA number:

Name	Format	Content
Account type	1 char. exactly	'C' for cash account
Country code of the Central Bank	2 char. exactly	ISO country code
Currency code	3 char. exactly	ISO currency code
Account holder	11 char. exactly	BIC
Sub-classification of the account	Up to 17 char.	Free text



Registration forms for Directly Connected DCA holders

Form 7100: Dedicated Cash Account (DCP)

2. Credit Memorandum Balance	
21	Primary CMB: <input type="text" value="Yes"/>
22	Authorized BIC Rules
	BICs: <input type="text"/>
	Inclusion <input type="text" value="- Select one Entry -"/>
	<input type="text"/>
	<input type="text"/>

- BICs of the CSD participants holding the securities accounts that can be linked to the DCA (by a CSD) for settlement and/or auto-collateralisation purposes.

SECURITIES	CASH	SERVICES	STATIC DATA	MONITORING
Static Data > T2S Dedicated Cash Account > Credit Memorandum Balances > Credit Memorandum Balance Details				
Credit Memorandum Balance				
Status ACTV	Credit Memorandum Balance Id 600834	T2S Dedicated Cash Account TINTC SHADC A0001 1	Primary CMB Yes	
Authorized BIC Rules				
Wildcard Pattern PMBKINTE*		Inclusion Yes		
NCB T2S Dedicated Cash Account				
NCB T2S Dedicated Cash Account Number TINTN CBADC A0000 2		Valid From 2013-12-18		
Regular Securities Account				
Regular Securities Account Number TINTC SDPSA C0001 B		Valid From 2013-12-18		
Receiving Securities Account				
Receiving Securities Account Number TINTC SDPSA C0001 A		Valid From 2013-12-18	Valid To 9999-12-31	

Screen: Credit Memorandum Balance Details

Registration forms for **Directly Connected** DCA holders

Form 7100: Dedicated Cash Account (DCP)

23	Receiving Securities Account Number (only in pledge case): <input type="text"/>								
24a, b	Central Bank Auto-collateralisation: <input type="checkbox"/> Yes <input type="checkbox"/> No								
24c	Requested auto-collateralisation limit: <input type="text"/>								
PM account for automatic auto-collateralisation reimbursement									
25a	PM account BIC: <input type="text"/>								
25b	PM account holder MFI code: <input type="text"/>								
26 a, b	<table><thead><tr><th>Securities accounts for collateral supply (securities account number)</th><th>CSD participant identification (Parent BIC/CSD participant BIC)</th></tr></thead><tbody><tr><td><input type="text"/></td><td><input type="text"/> / <input type="text"/></td></tr><tr><td><input type="text"/></td><td><input type="text"/> / <input type="text"/></td></tr><tr><td><input type="text"/></td><td><input type="text"/> / <input type="text"/></td></tr></tbody></table>	Securities accounts for collateral supply (securities account number)	CSD participant identification (Parent BIC/CSD participant BIC)	<input type="text"/>	<input type="text"/> / <input type="text"/>	<input type="text"/>	<input type="text"/> / <input type="text"/>	<input type="text"/>	<input type="text"/> / <input type="text"/>
Securities accounts for collateral supply (securities account number)	CSD participant identification (Parent BIC/CSD participant BIC)								
<input type="text"/>	<input type="text"/> / <input type="text"/>								
<input type="text"/>	<input type="text"/> / <input type="text"/>								
<input type="text"/>	<input type="text"/> / <input type="text"/>								

Information related with the provision of Central Bank auto-collateralisation.



Registration forms for **Directly Connected DCA holders**

Form 7100: Dedicated Cash Account (DCP)

23	Receiving Securities Account Number (only in pledge case): <input type="text"/>
----	--

24 a, b	Auto-collateralisation: <input type="checkbox"/> Yes <input type="checkbox"/> No
24 c	Requested auto-collateralisation limit: <input type="text"/>

PM account for automatic auto-collateralisation reimbursement	
25 a	PM account BIC : <input type="text"/>
25 b	PM account holder MFI code: <input type="text"/>

26 a, b	Securities accounts for collateral supply (securities account number)	CSD participant identification (Parent BIC/CSD participant BIC)
	<input type="text"/>	<input type="text"/> / <input type="text"/>
	<input type="text"/>	<input type="text"/> / <input type="text"/>

Information related with the provision of Central Bank auto-collateralisation.

If Auto-collateralisation flag is:
- "No": Central Bank will set the limit to zero;
- "Yes": Central Bank will set the limit to 999.999.999.999,99 (or the amount requested by the DCA holder via the field 24c).

- Information that might be used by each Central Bank (Collateral Management System), in order to handle the automatic auto-collateralisation reimbursement.
- DCA holders will be informed by the respective Central Bank about the need to provide this information.



Registration forms for **Directly Connected DCA holders**

Form 7100: Dedicated Cash Account (DCP)

3. Secured Group	
31	Request for Inclusion on a Secured group
Secured group Identification	Identification of the party responsible for the secured group (Parent BIC/Payment Bank BIC)
<input type="text"/>	<input type="text"/> / <input type="text"/>
<input type="text"/>	<input type="text"/>

Request for inclusion in an already existing secured group of DCAs.

Secured Group Identification and Identification of the DCA holder responsible for the secured group shall be provided by the DCA holder responsible for the secured group.



Registration forms for **Directly Connected DCA holders**

Form 7100: Dedicated Cash Account (DCP)

Both parties confirm that they have agreed on the link between the mentioned PM account and the DCA.

The Undersigned declare(s) to have the full capacity and authority to execute the TARGET2 form for and on behalf of the Participant requesting activation of the registration.

PM account holder:

(Holder of the PM account indicated in field 15 – *External RTGS account number*)

Date, Name(s) Signature(s)

DCA holder:

Date, Name(s) Signature(s)

Form needs to be signed by the responsible staff member of both the Main PM account holder and DCA holder, before being forwarded to the Central Bank (of the DCA holder).



Registration forms for **Directly Connected DCA holders**

Form 7200: Administrator User

1. Administrator User	
11	Login name (unique in T2S): <input type="text"/>
12	Name: <input type="text"/>
13	System User Reference (unique in T2S): <input type="text"/>

Login name and System user reference:

- unique in T2S (per environment);
- Structure: **C** (DCA holder's user) + **Country code** of the Central Bank (2 char.) + **BIC11** of the DCA holder+ **Free text** (up to 21 characters).

2. User's Distinguished Name	
21	Certificate Distinguished Name: <input type="text"/>
22	Default: <input type="text" value="- Select one Entry -"/>

Link between User name and Distinguished Name.

- *Role* "Access rights administrator - Basic" will be granted by the Central Bank directly to the DCA holder's administrator user in two-eyes mode. In case four-eyes mode should be used, a specific procedure needs to be followed (additional information can be requested to the respective Central Bank).



Registration forms for **Directly Connected** DCA holders

Form 7200: Administrator User

- Form needs to be signed by the responsible staff member of the DCA holder.

The Undersigned declare(s) to have the full capacity and authority to execute the TARGET2 form for and on behalf of the Participant requesting activation of the registration.

Date,

Name(s)

Signature(s)



Specific aspects related with the registration of DCA holders

T2S external RTGS account list

- It is only possible to...
 - link a DCA to a given External RTGS account;
 - send a liquidity transfer to a given External RTGS account,
... if the that account is included in the external RTGS account list.
- All PM accounts will be included in the list by the Central Bank, except: technical accounts, PM accounts from Internet-based participants (IBP) or unpublished participants;
 - Unpublished participants and IBP can request the Central Bank to be included in the list.




Specific aspects related with the registration of DCA holders

Restrictions set-up between the DCA activation date and the contract date

DCA activation date
(activation date on the form
and set on the GUI screen)

Date of the contract between the
DCA holder and the Central Bank
(Migration weekend /other date when the
DCA shall start to be used)



Central Banks will apply a restriction (at party,
RTGS account or DCA level) in order to prevent
settlement on the DCA during this period



Specific aspects related with the registration of DCA holders

Information flows between DCA holders, Central Banks and CSDs

- DCA holder is responsible for the communication flows with the respective Central Bank and CSD(s).

