

2023-07-20

## PRESS RELEASE

Links:

[NBB.Stat](#)

[General information](#)

### Monthly consumer survey – July 2023

## Consumer confidence gains pace in July

- **Following two months of relative uncertainty, the confidence indicator returned to the favourable level seen in April.**
- **All components of the indicator picked up.**

In particular, households expect their financial situation to improve significantly in the coming months and also to save more.

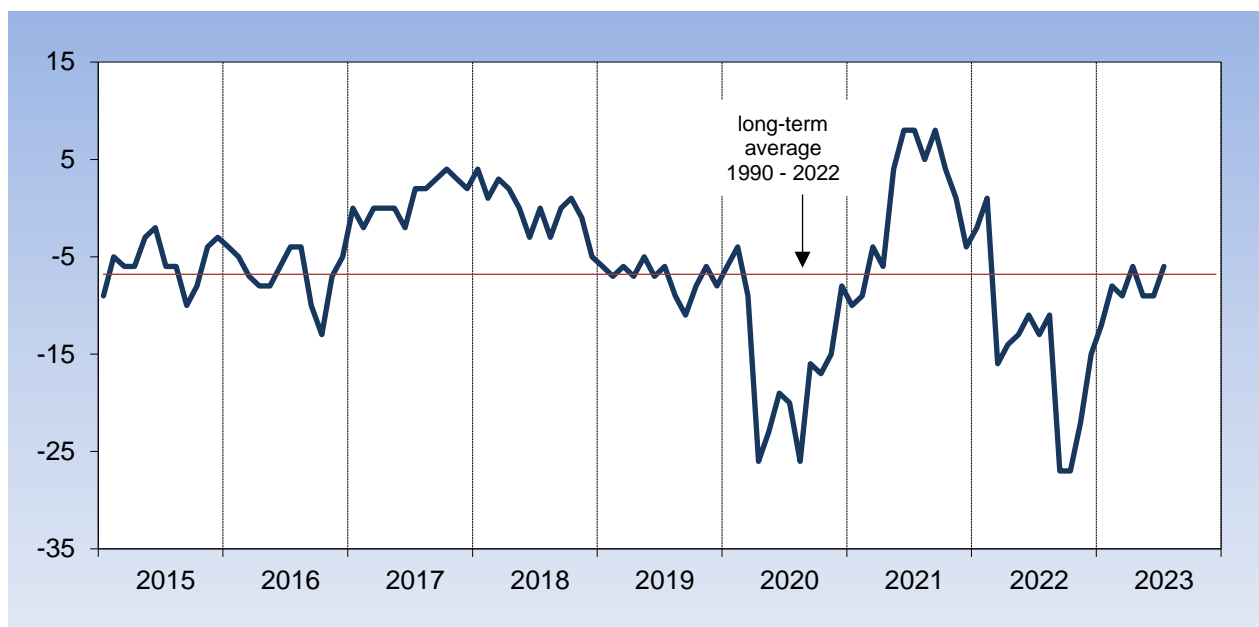
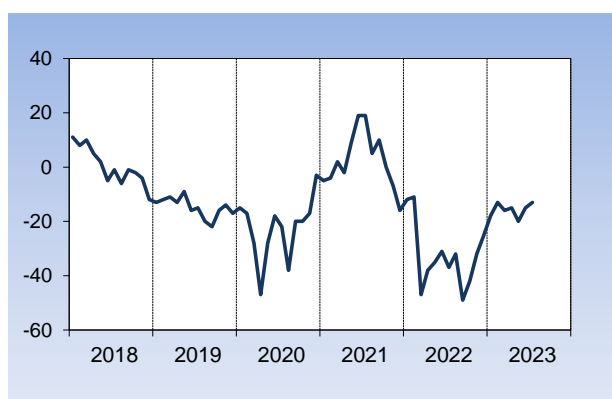
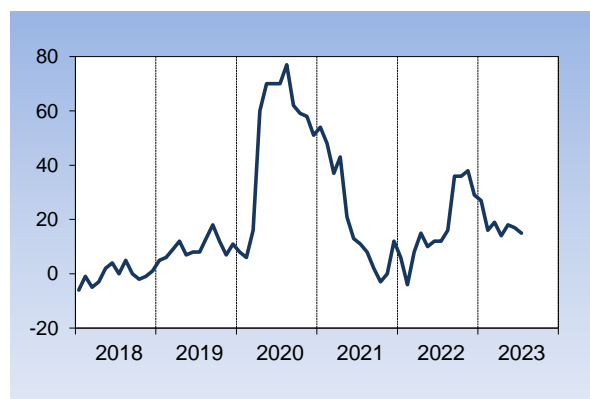
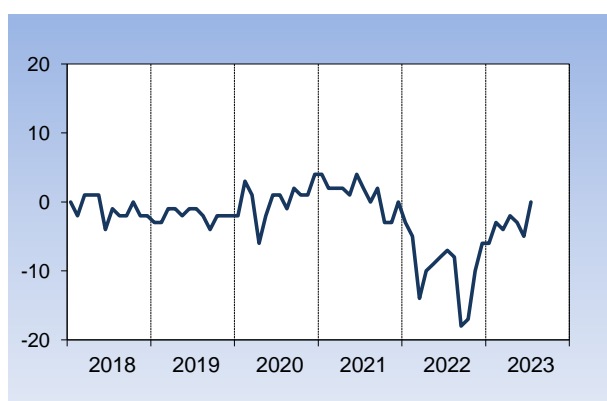
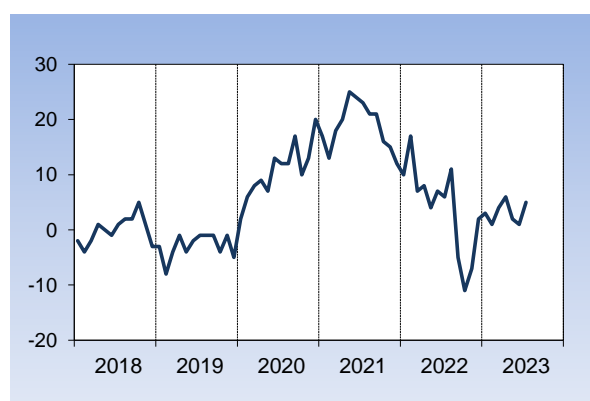
With regard to the general economic situation, consumer expectations continue to improve slowly. Like last month, households indicated that they were less concerned about the possibility of a rise in unemployment in the coming 12 months.

### Consumer confidence indicators

		Expectations for the next twelve months				Consumer confidence indicator
		Economic situation in Belgium	Unemployment in Belgium <sup>1</sup>	Financial situation of households	Savings of households	
2022	July	-37	12	-7	6	-13
	August	-32	16	-8	11	-11
	September	-49	36	-18	-5	-27
	October	-42	36	-17	-11	-27
	November	-32	38	-10	-7	-22
	December	-25	29	-6	2	-15
2023	January	-18	27	-6	3	-12
	February	-13	16	-3	1	-8
	March	-16	19	-4	4	-9
	April	-15	14	-2	6	-6
	May	-20	18	-3	2	-9
	June	-15	17	-5	1	-9
	July	-13	15	0	5	-6

<sup>1</sup> Regarding unemployment expectations, a rise indicates a deterioration while a decline indicates an improvement.

Source: National Bank of Belgium.

**CONSUMER CONFIDENCE INDICATOR****Expectations for the next twelve months****General economic situation in Belgium****Unemployment in Belgium<sup>1</sup>****Financial situation of households****Savings of households**

<sup>1</sup> Regarding unemployment expectations, a rise indicates a deterioration while a decline indicates an improvement.