

2023-04-20

## PRESS RELEASE

Links:

[NBB.Stat](#)

[General information](#)

### Monthly consumer survey – April 2023

## Consumer confidence rebounds in April

- **Consumer confidence recovers in April. The indicator is now slightly above its long-term average, which has not been the case for more than a year.**
- **The improvement in confidence is reflected in all components of the indicator.**

Consumers expressed slightly more optimism about expected macroeconomic developments in Belgium and, to a greater extent, have revised downwards their fears of a rise in unemployment over the next twelve months.

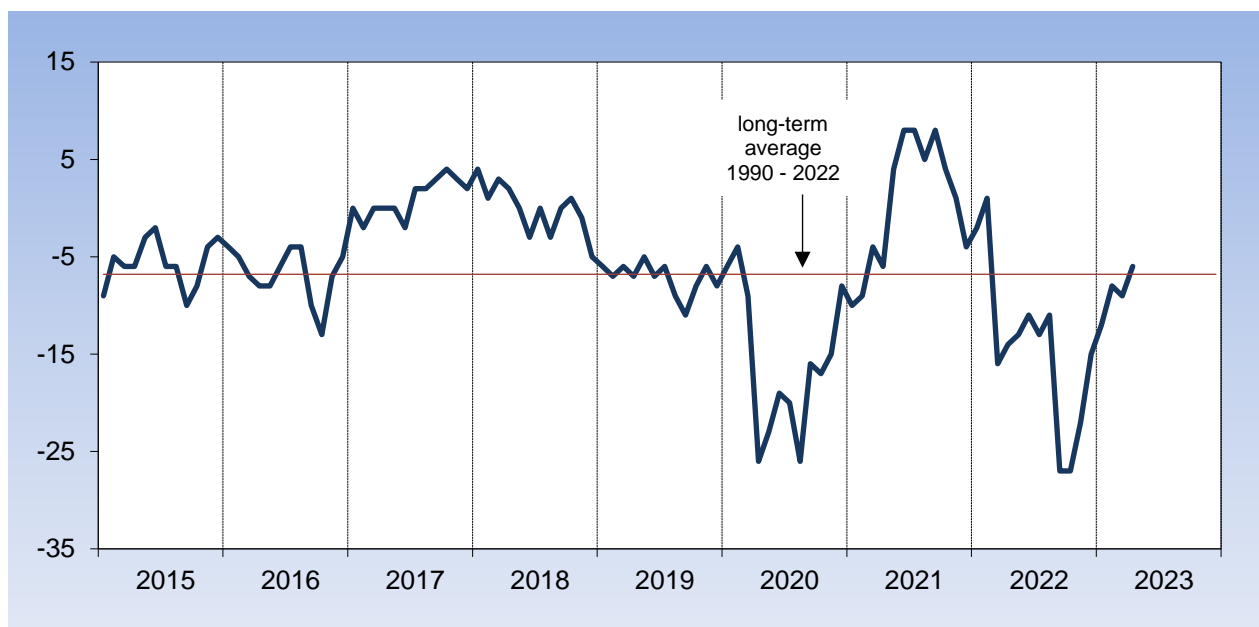
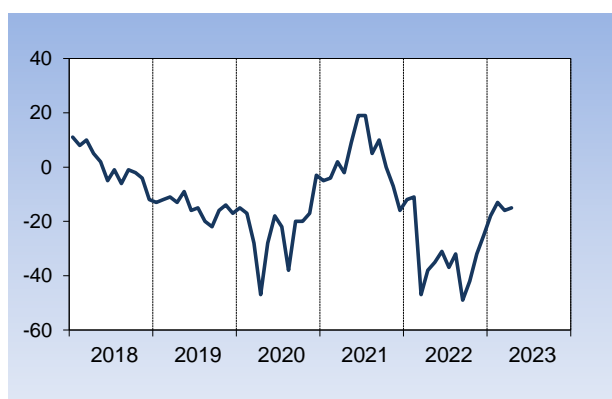
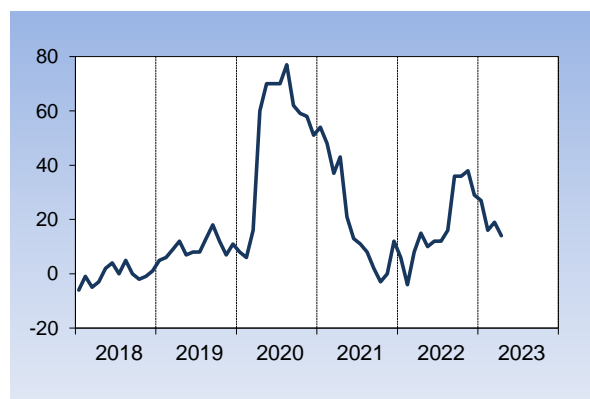
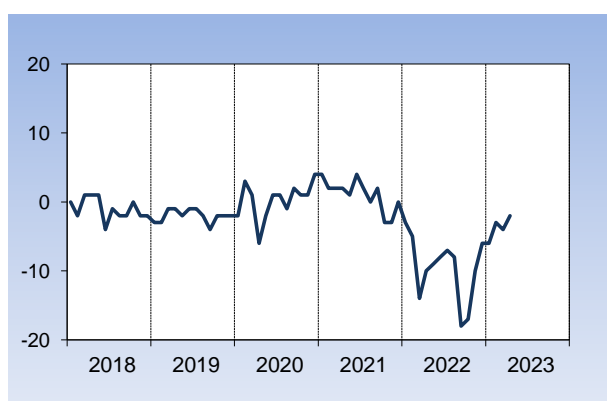
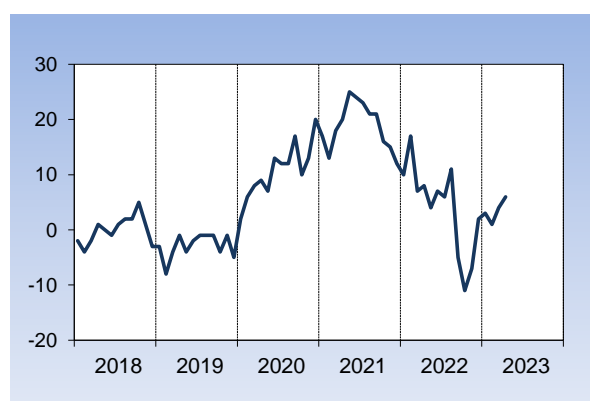
On a personal level, households are more confident about their future financial situation and have increased their saving intentions.

### Consumer confidence indicators

		Expectations for the next twelve months				Consumer confidence indicator
		Economic situation in Belgium	Unemployment in Belgium <sup>1</sup>	Financial situation of households	Savings of households	
2022	April	-38	15	-10	8	-14
	May	-35	10	-9	4	-13
	June	-31	12	-8	7	-11
	July	-37	12	-7	6	-13
	August	-32	16	-8	11	-11
	September	-49	36	-18	-5	-27
	October	-42	36	-17	-11	-27
	November	-32	38	-10	-7	-22
	December	-25	29	-6	2	-15
2023	January	-18	27	-6	3	-12
	February	-13	16	-3	1	-8
	March	-16	19	-4	4	-9
	April	-15	14	-2	6	-6

<sup>1</sup> Regarding unemployment expectations, a rise indicates a deterioration while a decline indicates an improvement.

**Source:** National Bank of Belgium.

**CONSUMER CONFIDENCE INDICATOR****Expectations for the next twelve months****General economic situation in Belgium****Unemployment in Belgium<sup>1</sup>****Financial situation of households****Savings of households**

<sup>1</sup> Regarding unemployment expectations, a rise indicates a deterioration while a decline indicates an improvement.