

2018-08-21

## PRESS RELEASE

Links:

[NBB.Stat](#)

[General information](#)

### Monthly consumer survey – August 2018

## Consumer confidence weakens in August

- After last month's rise, the consumer confidence indicator has dropped
- The decline in confidence is largely attributable to less optimistic expectations about trends in the economic situation and unemployment

Consumers have mainly become more pessimistic about macroeconomic developments in Belgium. Forecasts regarding the economic situation as well as the unemployment outlook have this month completely wiped out the improvements recorded in July.

From a personal point of view, households are expecting a slight deterioration in their financial situation. But, for the second month in a row, they think that they will be saving a little bit more.

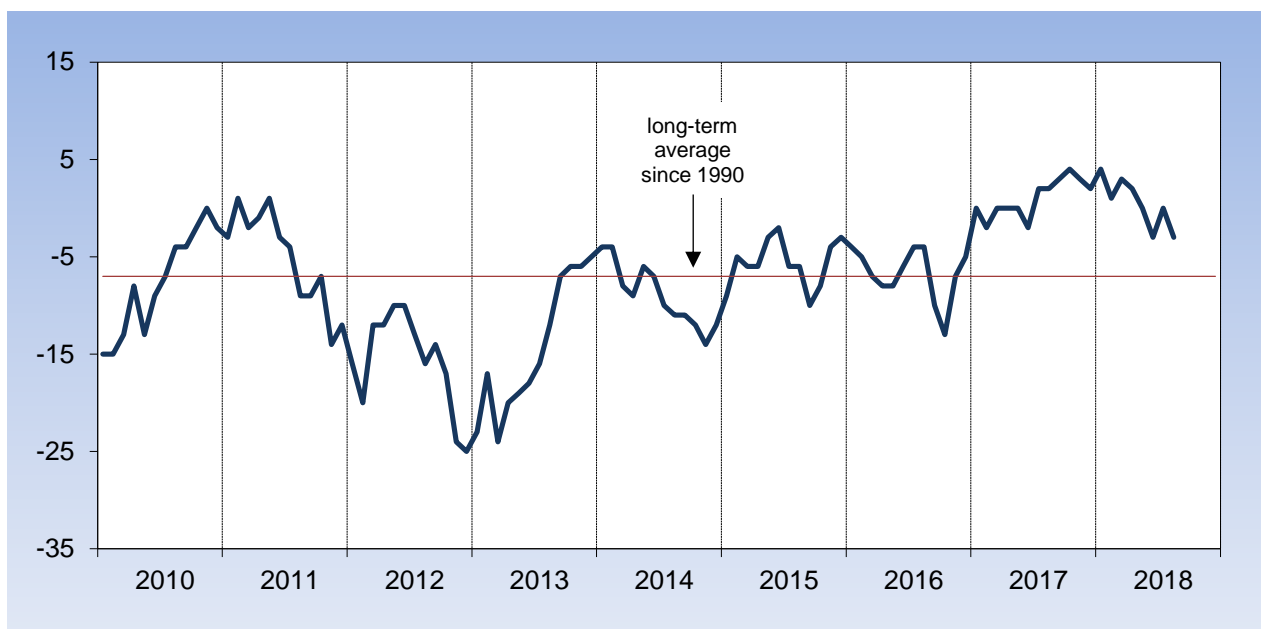
### Consumer confidence indicators

		Expectations for the next twelve months				Consumer confidence indicator
		Economic situation in Belgium	Unemployment in Belgium <sup>1</sup>	Financial situation of households	Savings of households	
2017	August	6	0	-1	4	2
	September	6	-2	0	3	3
	October	9	-4	1	3	4
	November	6	-5	0	2	3
	December	5	0	0	3	2
2018	January	11	-6	0	-2	4
	February	8	-1	-2	-4	1
	March	10	-5	1	-2	3
	April	5	-3	1	1	2
	May	2	2	1	0	0
	June	-5	4	-4	-1	-3
	July	-1	0	-1	1	0
	August	-6	5	-2	2	-3

Source: National Bank of Belgium.

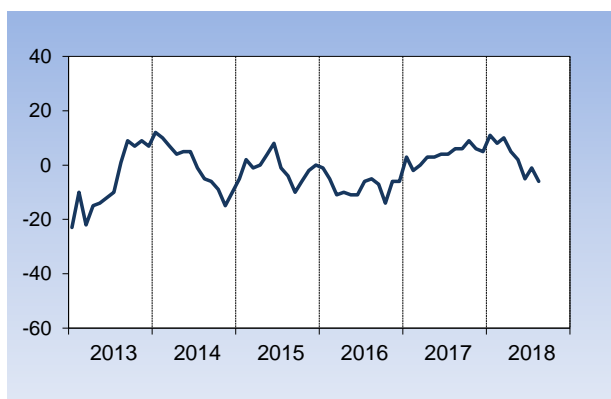
<sup>1</sup> Regarding unemployment expectations, a rise indicates a deterioration while a decline indicates an improvement.

### CONSUMER CONFIDENCE INDICATOR

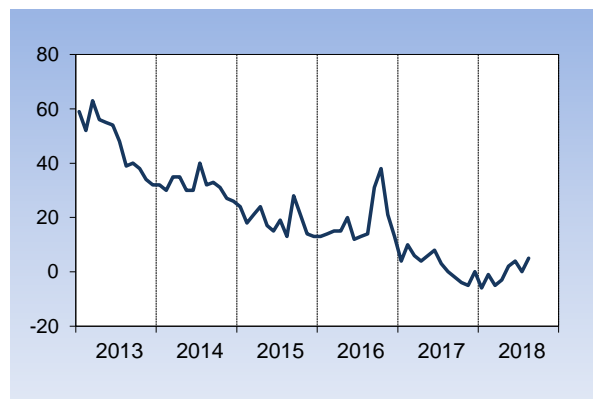


### Expectations for the next twelve months

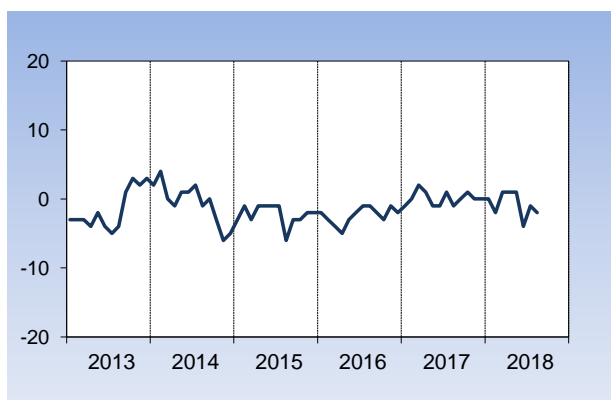
General economic situation in Belgium



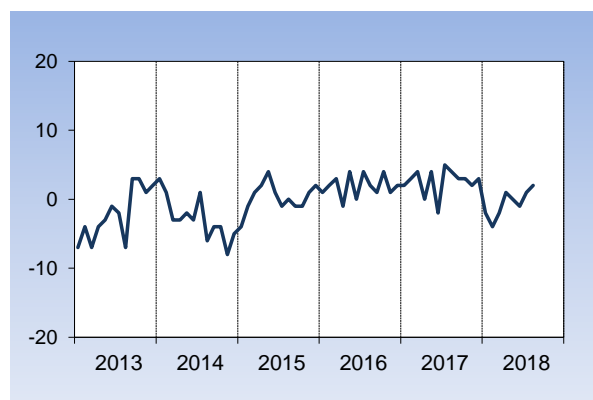
Unemployment in Belgium<sup>1</sup>



Financial situation of households



Savings of households



<sup>1</sup> Regarding unemployment expectations, a rise indicates a deterioration while a decline indicates an improvement.