

2018-07-20

PRESS RELEASE

Links: [NBB.Stat](#) [General information](#)

Monthly consumer survey – July 2018

Consumer confidence recovers in July

- After three decreases in a row, the consumer confidence indicator picked up
- The renewed confidence showed in all components of the indicator

The more positive assessment of the future economic situation follows the serious deteriorations recorded since April. In addition, fears of rising unemployment, which had increased the previous three months, decreased considerably.

On the microeconomic level the recovery of consumer confidence is based both on more favourable expectations about the financial situation of households and on their increased savings intentions for the next months.

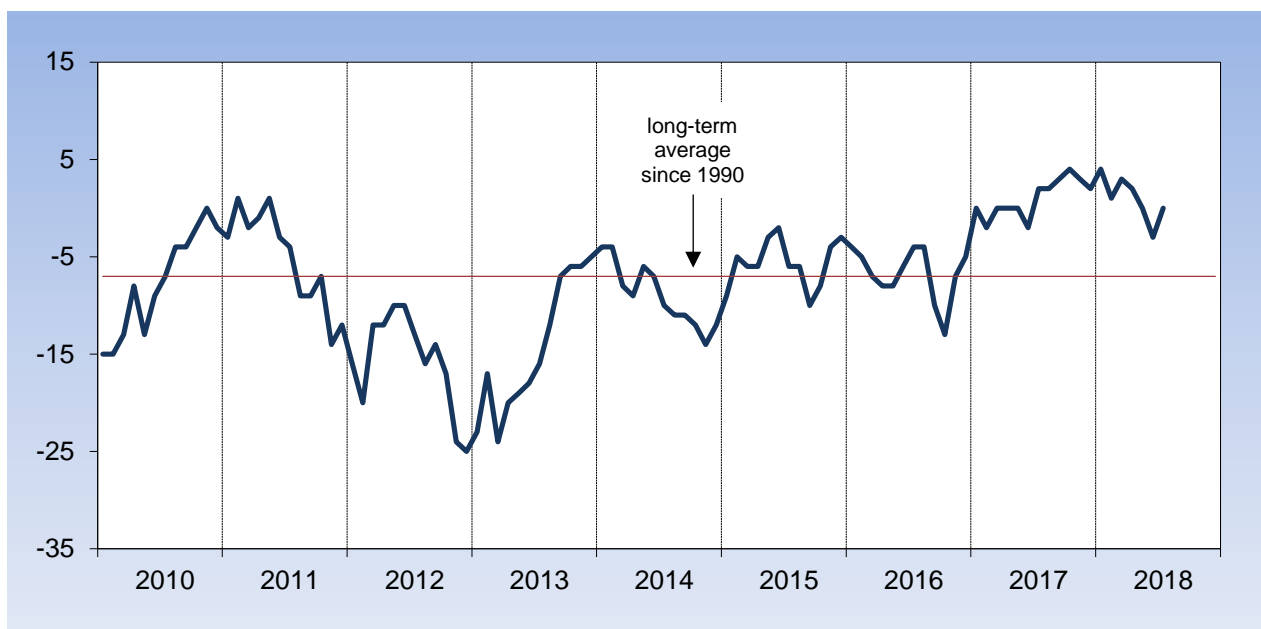
Consumer confidence indicators

		Expectations for the next twelve months				Consumer confidence indicator
		Economic situation in Belgium	Unemployment in Belgium ¹	Financial situation of households	Savings of households	
2017	July	4	3	1	5	2
	August	6	0	-1	4	2
	September	6	-2	0	3	3
	October	9	-4	1	3	4
	November	6	-5	0	2	3
	December	5	0	0	3	2
2018	January	11	-6	0	-2	4
	February	8	-1	-2	-4	1
	March	10	-5	1	-2	3
	April	5	-3	1	1	2
	May	2	2	1	0	0
	June	-5	4	-4	-1	-3
	July	-1	0	-1	1	0

Source: National Bank of Belgium.

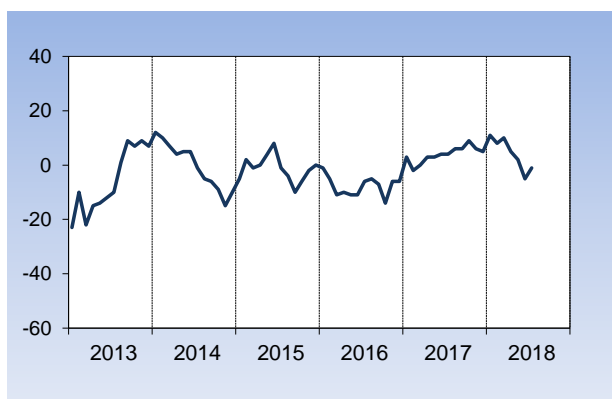
¹ Regarding unemployment expectations, a rise indicates a deterioration while a decline indicates an improvement.

CONSUMER CONFIDENCE INDICATOR

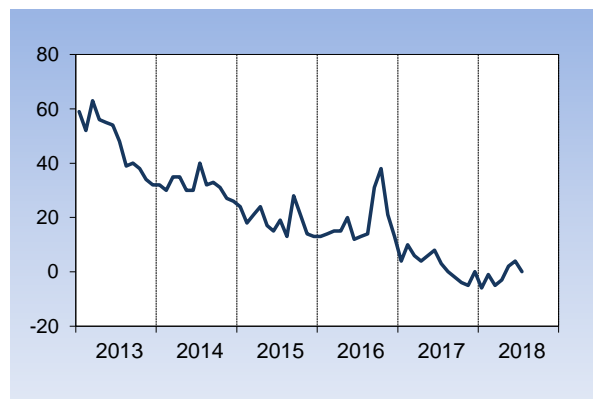


Expectations for the next twelve months

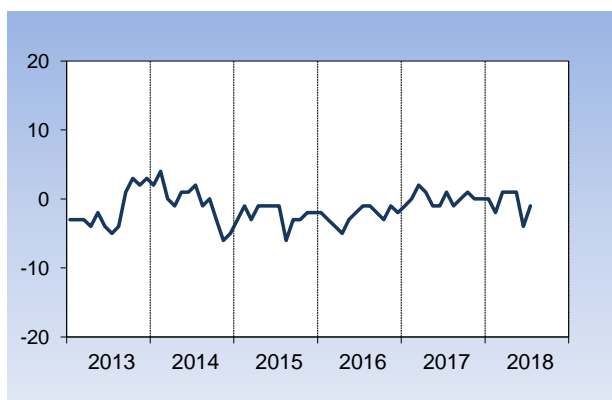
General economic situation in Belgium



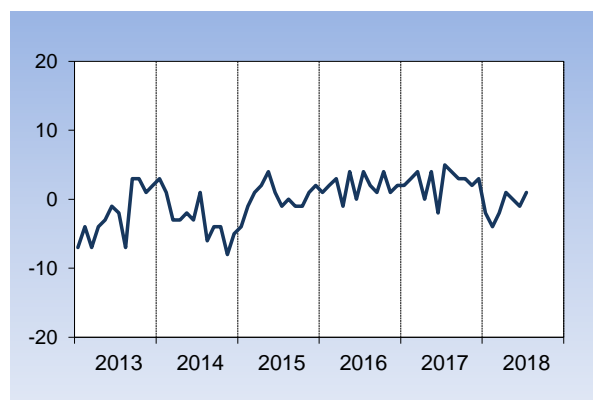
Unemployment in Belgium¹



Financial situation of households



Savings of households



¹ Regarding unemployment expectations, a rise indicates a deterioration while a decline indicates an improvement.