

2017-07-19

PRESS RELEASE

Links:

[NBB.Stat](#)

[General information](#)

July 2017 consumer survey

Consumer confidence picks up in July

Consumer confidence has grown during the month of July to reach an all-time high, comparable to the level observed during the cyclical peak of 2007.

With the exception of unchanged forecasts for the general economic situation, all the components of the indicator have improved.

In particular, consumers are expecting a drop in unemployment over the next twelve months. On the personal front, households think they will be saving more. It is nevertheless worth noting that savings expectations have been showing signs of hesitation for more than a year, alternating between gains and losses of optimism.

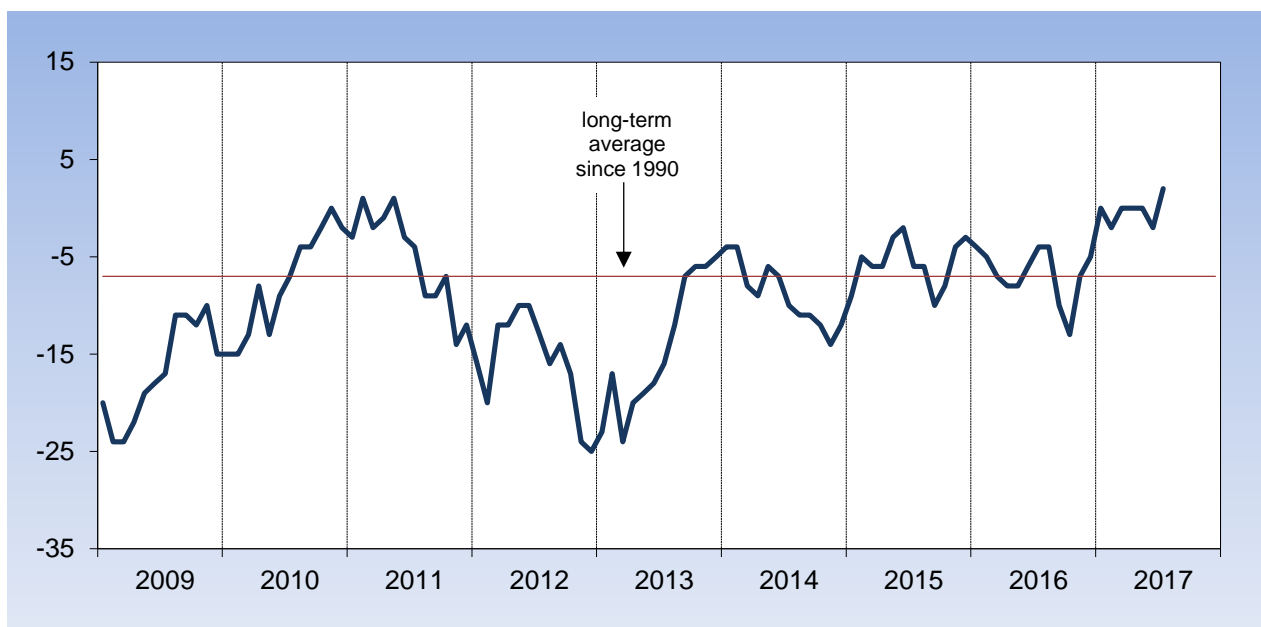
Consumer confidence indicators

		Expectations for the next twelve months				Consumer confidence indicator
		Economic situation in Belgium	Unemployment in Belgium ¹	Financial situation of households	Savings of households	
2016	July	-6	13	-1	4	-4
	August	-5	14	-1	2	-4
	September	-7	31	-2	1	-10
	October	-14	38	-3	4	-13
	November	-6	21	-1	1	-7
	December	-6	13	-2	2	-5
2017	January	3	4	-1	2	0
	February	-2	10	0	3	-2
	March	0	6	2	4	0
	April	3	4	1	0	0
	May	3	6	-1	4	0
	June	4	8	-1	-2	-2
	July	4	3	1	5	2

Source: National Bank of Belgium.

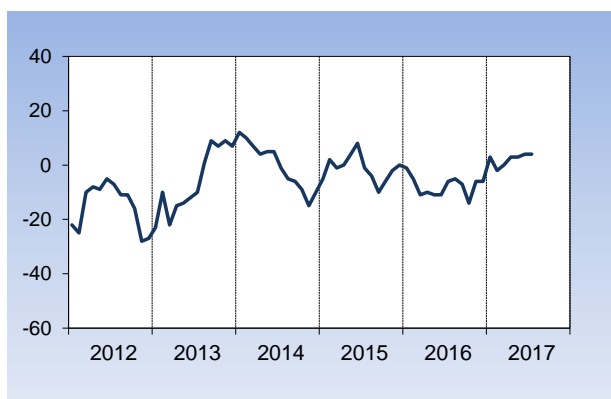
¹ Regarding unemployment expectations, a rise indicates a deterioration while a decline indicates an improvement.

CONSUMER CONFIDENCE INDICATOR

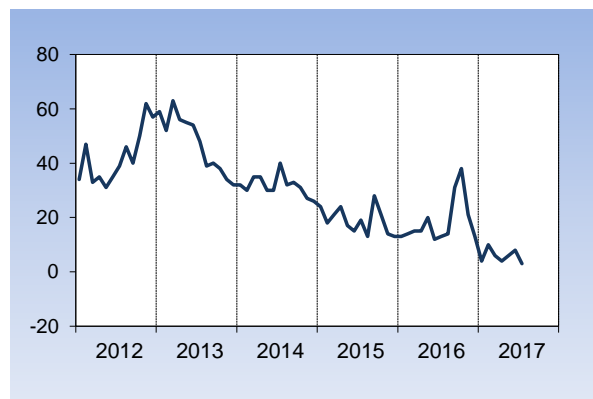


Expectations for the next twelve months

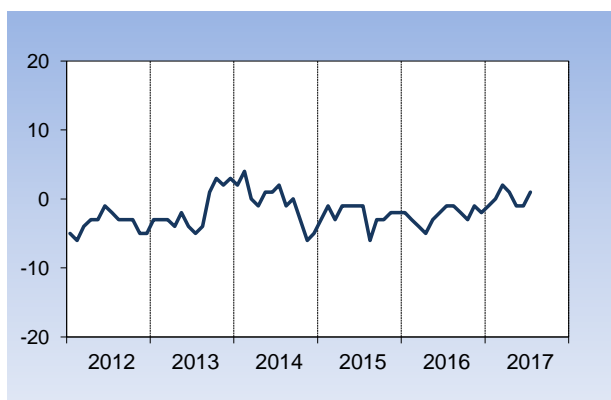
General economic situation in Belgium



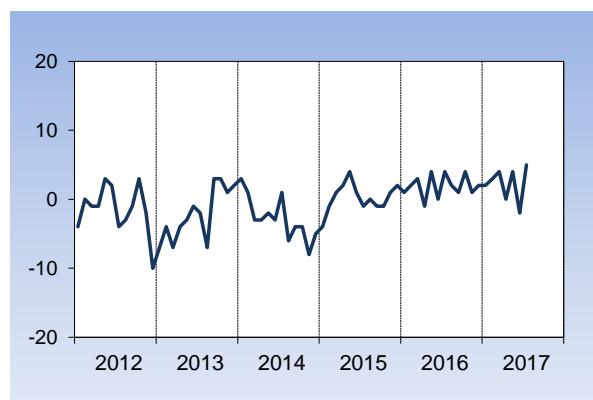
Unemployment in Belgium¹



Financial situation of households



Savings of households



¹ Regarding unemployment expectations, a rise indicates a deterioration while a decline indicates an improvement.