

2017-03-17

PRESS RELEASE

Links: [NBB.Stat](#) [General information](#)

March 2017 consumer survey

Consumer confidence picks up in March

After having dropped slightly in February, the consumer confidence indicator again shows an upward trend in March.

All four components are displaying an improvement.

On the macroeconomic level, the overall economic prospects, having suffered from a significantly deteriorated perception in February, are again held more optimistically. Fears for a rise in unemployment again waned as well.

In addition, households, for the second month in a row, are more optimistic about their own situation. They increasingly expect their financial situation in the next twelve months to improve and their savings to increase.

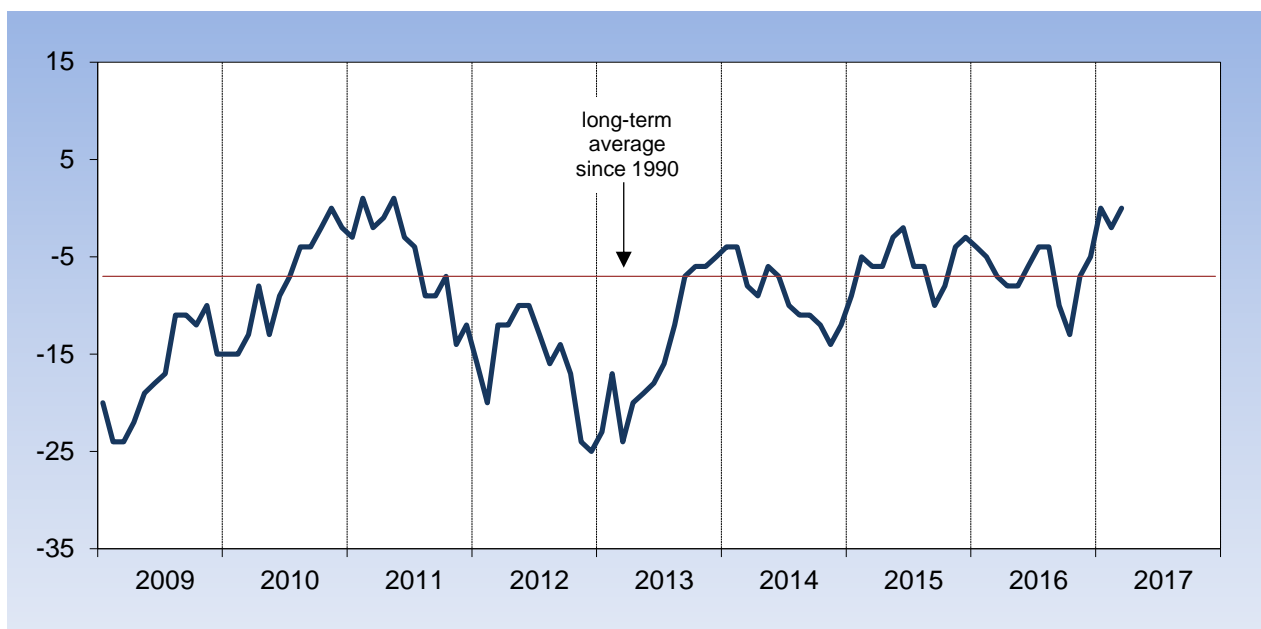
Consumer confidence indicators

		Expectations for the next twelve months				Consumer confidence indicator	
		Economic situation in Belgium	Unemployment in Belgium ¹	Financial situation of households	Savings of households		
2016	March	-11	15	-4	3	-7	
	April	-10	15	-5	-1	-8	
	May	-11	20	-3	4	-8	
	June	-11	12	-2	0	-6	
	July	-6	13	-1	4	-4	
	August	-5	14	-1	2	-4	
	September	-7	31	-2	1	-10	
	October	-14	38	-3	4	-13	
	November	-6	21	-1	1	-7	
	December	-6	13	-2	2	-5	
	2017	January	3	4	-1	2	0
		February	-2	10	0	3	-2
March		0	6	2	4	0	

Source: National Bank of Belgium.

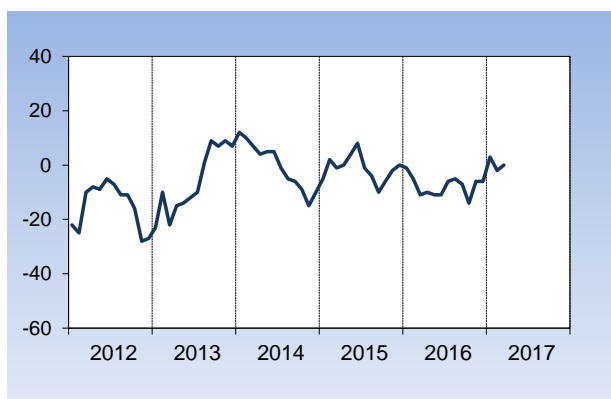
¹ Regarding unemployment expectations, a rise indicates a deterioration while a decline indicates an improvement.

CONSUMER CONFIDENCE INDICATOR

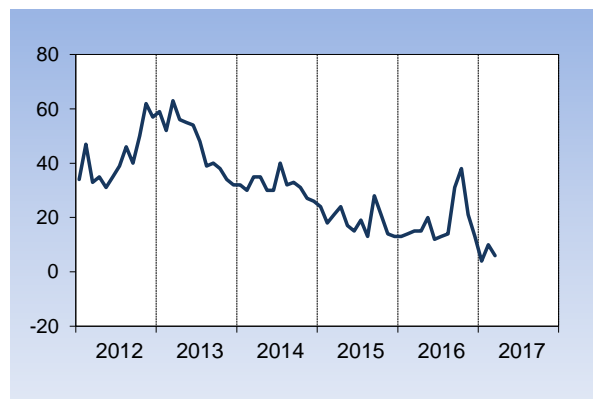


Expectations for the next twelve months

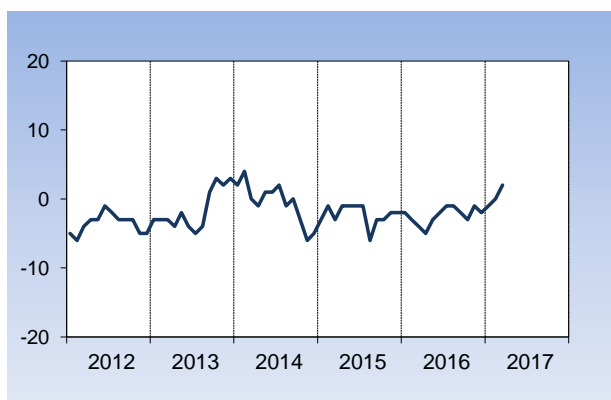
General economic situation in Belgium



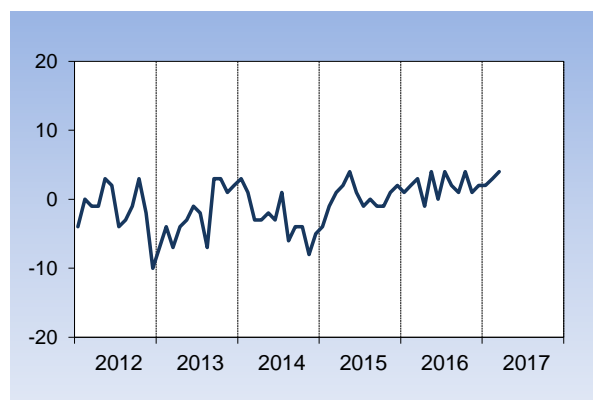
Unemployment in Belgium¹



Financial situation of households



Savings of households



¹ Regarding unemployment expectations, a rise indicates a deterioration while a decline indicates an improvement.