

2015-01-20

PRESS RELEASE

Links: [BelgoStat On-line](#) [General information](#)

January 2015 consumer survey

Consumer confidence firms up in January

The consumer confidence indicator went up again in January, for the second time in a row. With this increase, it reached its highest level for seven months.

Like last month, both the macroeconomic and microeconomic components improved.

The consolidation of the indicator is mainly attributable to an upward revision of forecasts for the general economic situation in Belgium. At the same time, the proportion of households expecting to see an increase in unemployment over the next twelve months has come down to settle at its lowest level since October 2011.

On the personal front, consumers are regarding their future financial situation and their saving capacity a little more optimistically.

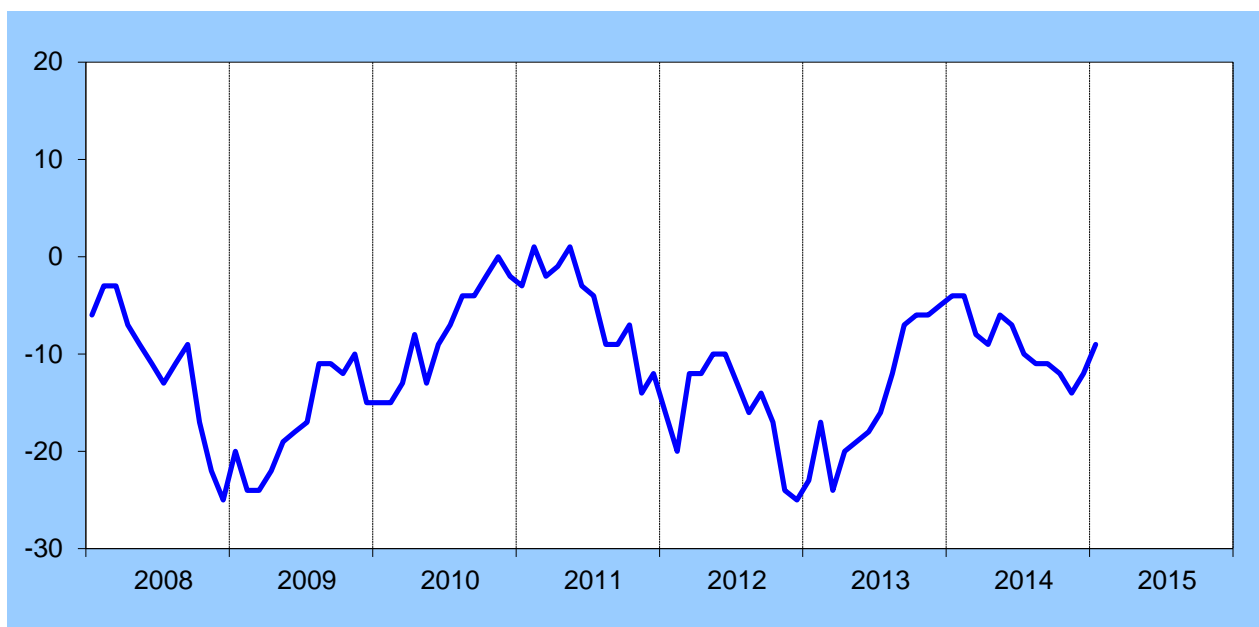
Consumer confidence indicators

		Expectations for the next twelve months				Consumer confidence indicator
		Economic situation in Belgium	Unemployment in Belgium ¹	Financial situation of households	Saving capacity of households	
2014	January	12	32	2	3	-4
	February	10	30	4	1	-4
	March	7	35	0	-3	-8
	April	4	35	-1	-3	-9
	May	5	30	1	-2	-6
	June	5	30	1	-3	-7
	July	-1	40	2	1	-10
	August	-5	32	-1	-6	-11
	September	-6	33	0	-4	-11
	October	-9	31	-3	-4	-12
	November	-15	27	-6	-8	-14
	December	-10	26	-5	-5	-12
2015	January	-5	24	-3	-4	-9

Source: National Bank of Belgium.

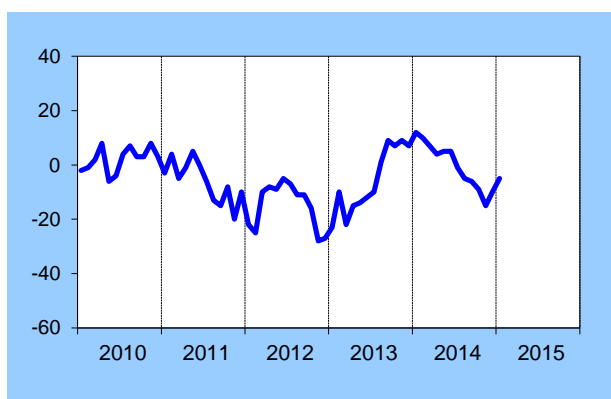
¹ Regarding unemployment expectations, a rise indicates a deterioration while a decline indicates an improvement.

CONSUMER CONFIDENCE INDICATOR

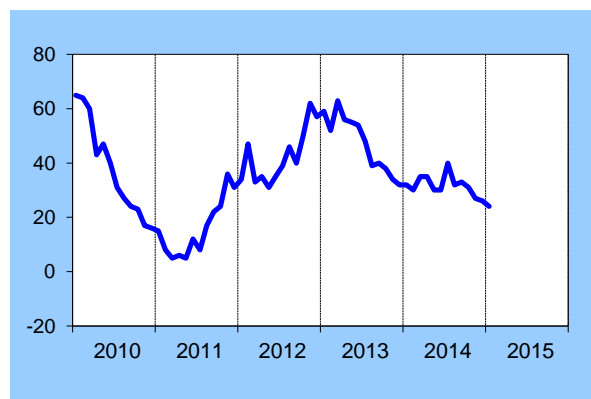


Expectations for the next twelve months

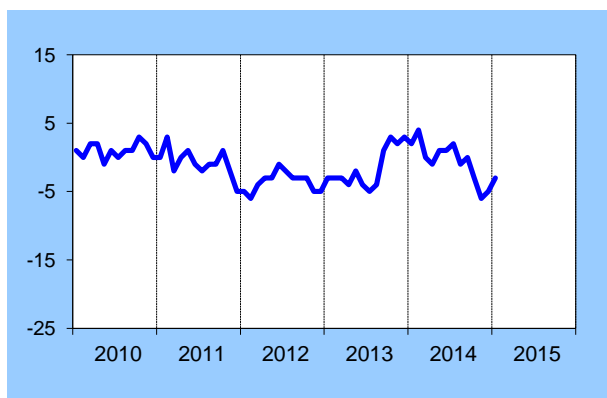
General economic situation in Belgium



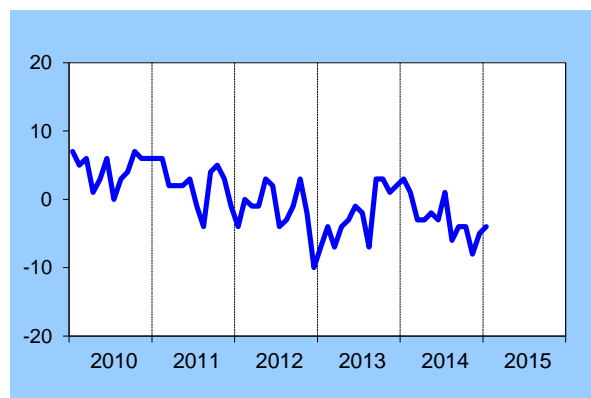
Unemployment in Belgium¹



Financial situation of households



Saving capacity of households



¹ Regarding unemployment expectations, a rise indicates a deterioration while a decline indicates an improvement.