

2013-07-19

## PRESS RELEASE

Links: [BelgoStat On-line](#) [General information](#)

### July 2013 consumer survey

#### Consumer confidence continues to firm up in July

The consumer confidence indicator rose a little further in July, making it the fourth consecutive improvement.

The higher confidence among consumers is entirely attributable to more favourable macroeconomic forecasts. Fears of a resurgence of unemployment over the next twelve months have thus been largely allayed. Moreover, consumers continue to be less negative about the expected trend in Belgium's economic situation.

However, from a personal point of view, households are anticipating a slight dip in their financial situation and their saving capacity.

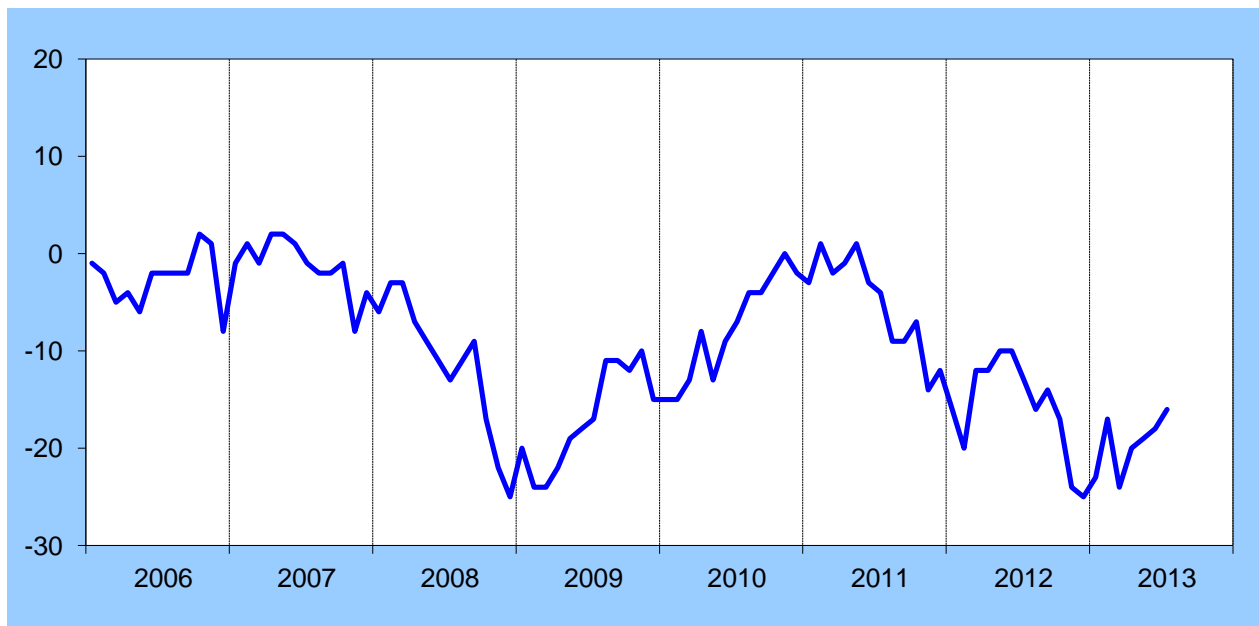
#### Consumer confidence indicators

		Expectations for the next twelve months				Consumer confidence indicator
		Economic situation in Belgium	Unemployment in Belgium <sup>1</sup>	Financial situation of households	Saving capacity of households	
2012	July	-7	39	-2	-4	-13
	August	-11	46	-3	-3	-16
	September	-11	40	-3	-1	-14
	October	-16	50	-3	3	-17
	November	-28	62	-5	-2	-24
	December	-27	57	-5	-10	-25
2013	January	-23	59	-3	-7	-23
	February	-10	52	-3	-4	-17
	March	-22	63	-3	-7	-24
	April	-15	56	-4	-4	-20
	May	-14	55	-2	-3	-19
	June	-12	54	-4	-1	-18
	July	-10	48	-5	-2	-16

Source: National Bank of Belgium.

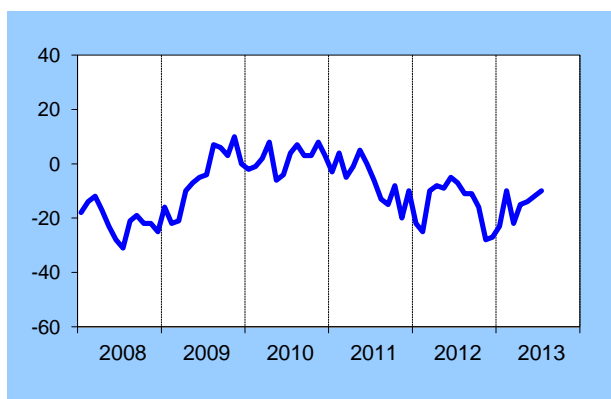
<sup>1</sup> Regarding unemployment expectations, a rise indicates a deterioration while a decline indicates an improvement.

**CONSUMER CONFIDENCE INDICATOR**

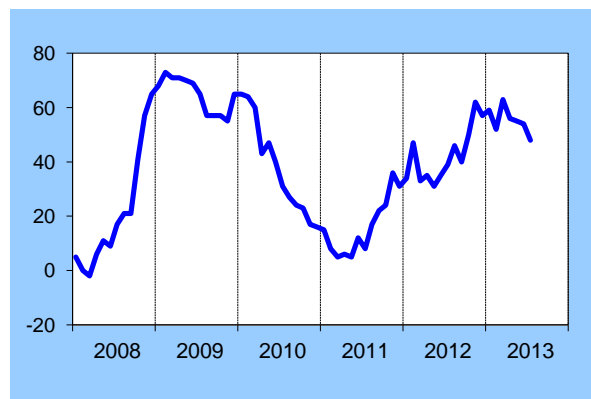


**Expectations for the next twelve months**

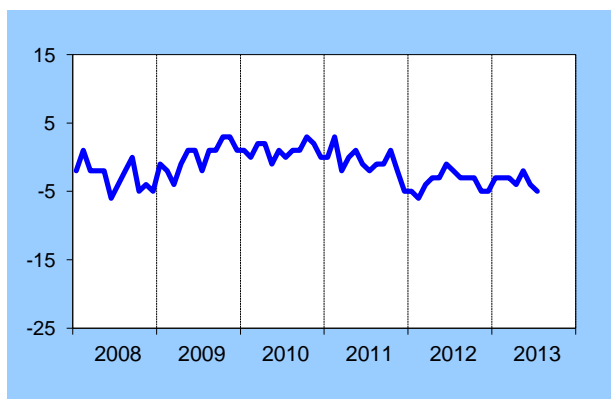
**General economic situation in Belgium**



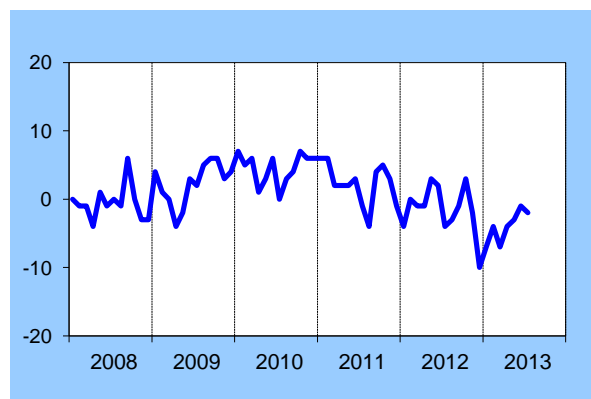
**Unemployment in Belgium<sup>1</sup>**



**Financial situation of households**



**Saving capacity of households**



<sup>1</sup> Regarding unemployment expectations, a rise indicates a deterioration while a decline indicates an improvement.