

2009-08-20

## PRESS RELEASE

---

Links	<a href="#">BelgoStat On-line</a>	<a href="#">General information</a>
-------	-----------------------------------	-------------------------------------

---

### August 2009 consumer survey

#### IMPROVEMENT IN CONSUMER CONFIDENCE PICKS UP SPEED IN AUGUST

In August, the consumer confidence indicator continued its upward trend of the last few months but at a faster pace and thus reached its highest level since September 2008.

Consumers have above all become more optimistic about economic developments in Belgium. So, the general economic outlook is clearly much brighter and also the fear of a further increase in unemployment has receded sharply. Furthermore, households have become more positive about their financial situation and their saving capacity over the next twelve months.

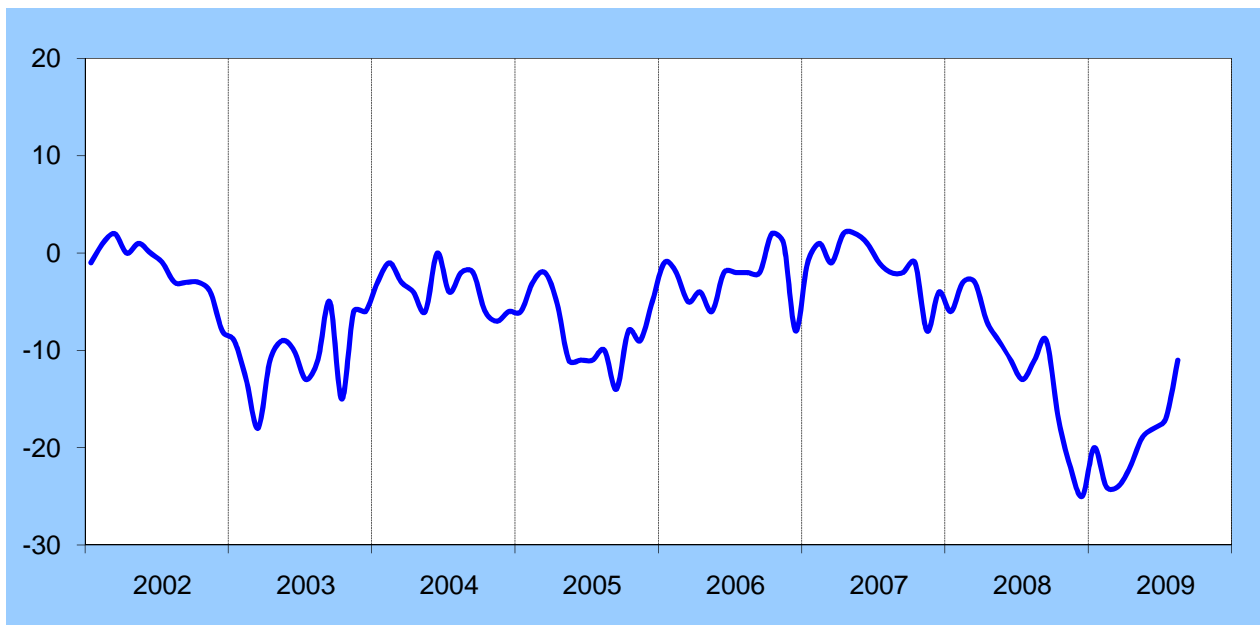
#### Consumer confidence indicators

		Expectations for the next twelve months				Consumer confidence indicator
		Economic situation in Belgium	Unemployment in Belgium <sup>1</sup>	Financial situation of households	Saving capacity of households	
2008	August	-21	21	-2	-1	-11
	September	-19	21	0	6	-9
	October	-22	41	-5	0	-17
	November	-22	57	-4	-3	-22
	December	-25	65	-5	-3	-25
2009	January	-16	68	-1	4	-20
	February	-22	73	-2	1	-24
	March	-21	71	-4	0	-24
	April	-10	71	-1	-4	-22
	May	-7	70	1	-2	-19
	June	-5	69	1	3	-18
	July	-4	65	-2	2	-17
	August	7	57	1	5	-11

Source: National Bank of Belgium.

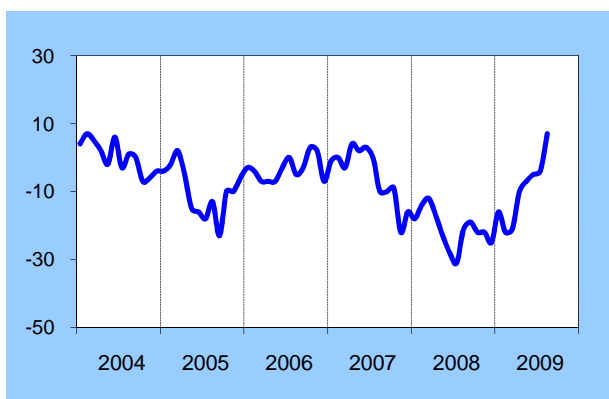
<sup>1</sup> Regarding unemployment expectations, a rise indicates a deterioration while a decline indicates an improvement.

**CONSUMER CONFIDENCE INDICATOR**

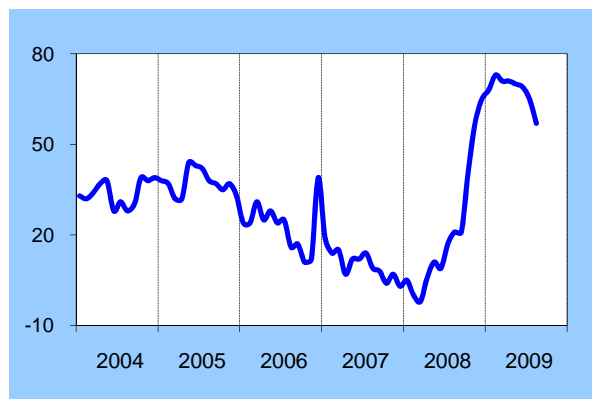


**Expectations over the 12 twelve months**

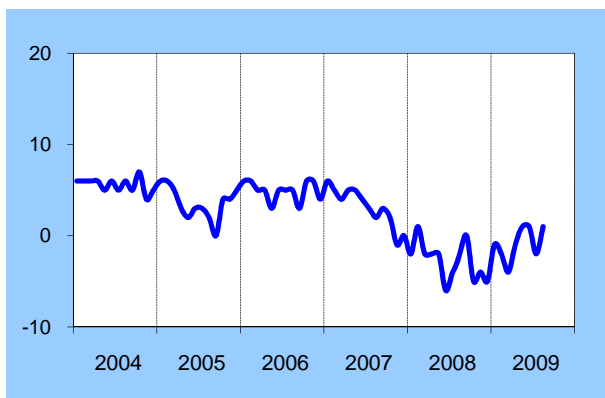
**General economic situation in Belgium**



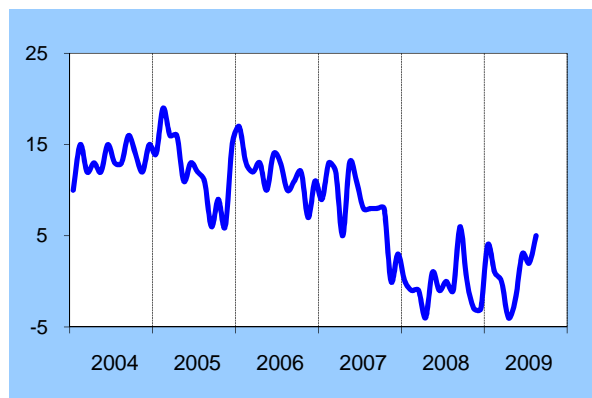
**Unemployment in Belgium<sup>1</sup>**



**Financial situation of households**



**Saving capacity of households**



<sup>1</sup> Regarding unemployment expectations, a rise indicates a deterioration while a decline indicates an improvement.