

2018-03-19

PRESS RELEASE

Links: [NBB.Stat](#) [General information](#)

March 2018 consumer survey

Consumer confidence picks up in March

- The consumer confidence indicator has picked up again in March, after having dropped back a month earlier.
- The recovery of confidence was evident in all components of the indicator.

The erosion of consumer confidence that had affected all component parts of the indicator last month has been practically cancelled out this month thanks to a movement in the opposite direction of more or less similar proportions.

The renewed confidence among consumers is thus attributable, from a macroeconomic perspective, to the improvement in both the unemployment outlook and forecasts for the general economic situation.

In addition, households appear more optimistic than last month as far as their future financial situation and their savings prospects are concerned.

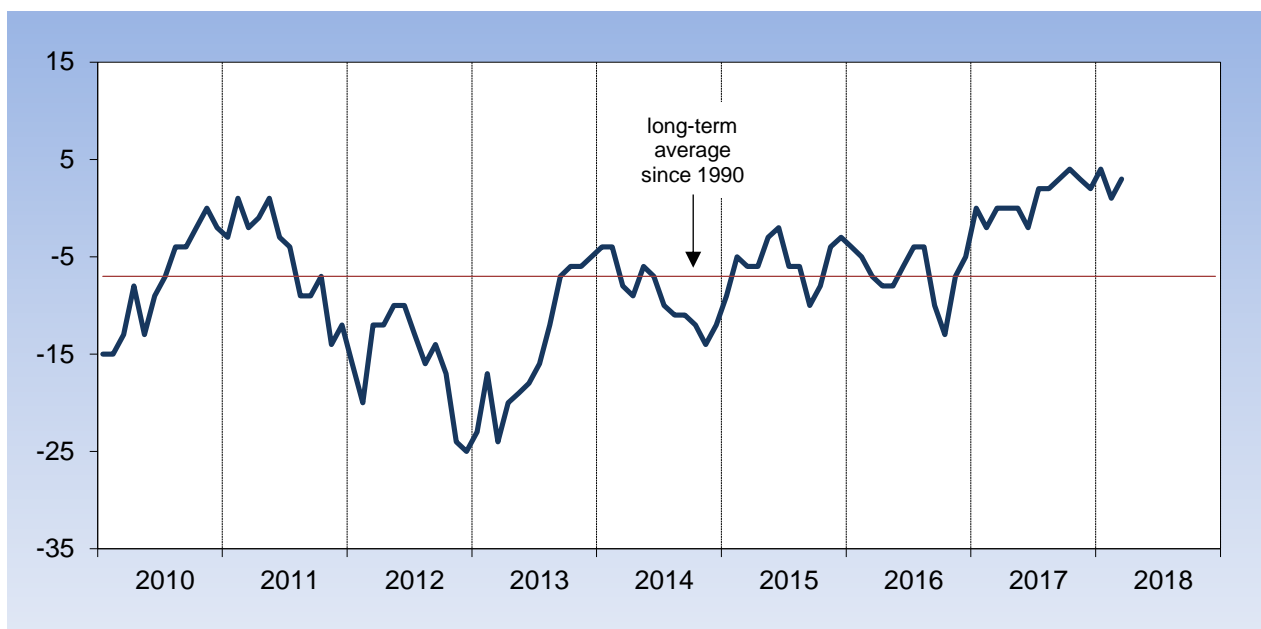
Consumer confidence indicators

		Expectations for the next twelve months				Consumer confidence indicator	
		Economic situation in Belgium	Unemployment in Belgium ¹	Financial situation of households	Savings of households		
2017	March	0	6	2	4	0	
	April	3	4	1	0	0	
	May	3	6	-1	4	0	
	June	4	8	-1	-2	-2	
	July	4	3	1	5	2	
	August	6	0	-1	4	2	
	September	6	-2	0	3	3	
	October	9	-4	1	3	4	
	November	6	-5	0	2	3	
	December	5	0	0	3	2	
	2018	January	11	-6	0	-2	4
		February	8	-1	-2	-4	1
March		10	-5	1	-2	3	

Source: National Bank of Belgium.

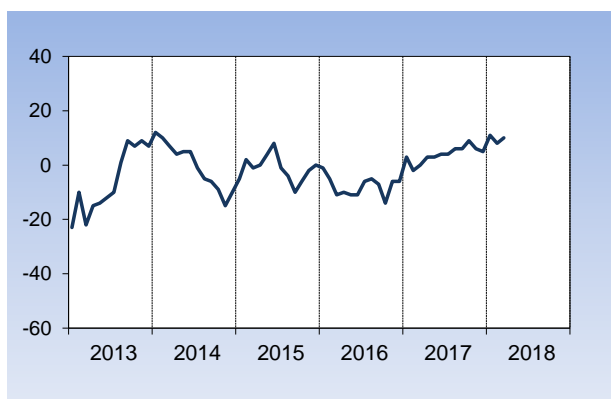
¹ Regarding unemployment expectations, a rise indicates a deterioration while a decline indicates an improvement.

CONSUMER CONFIDENCE INDICATOR

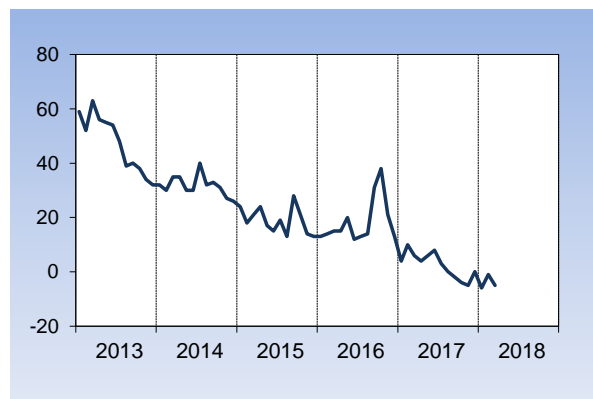


Expectations for the next twelve months

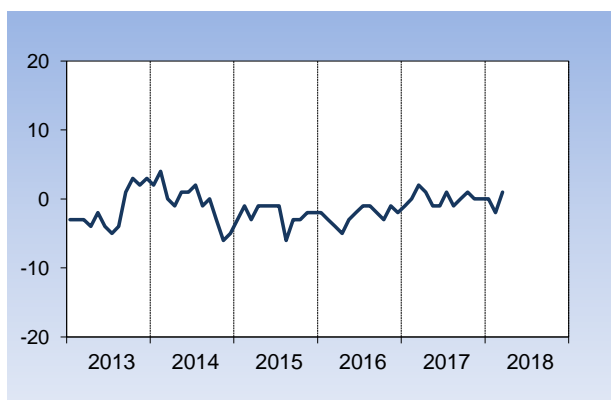
General economic situation in Belgium



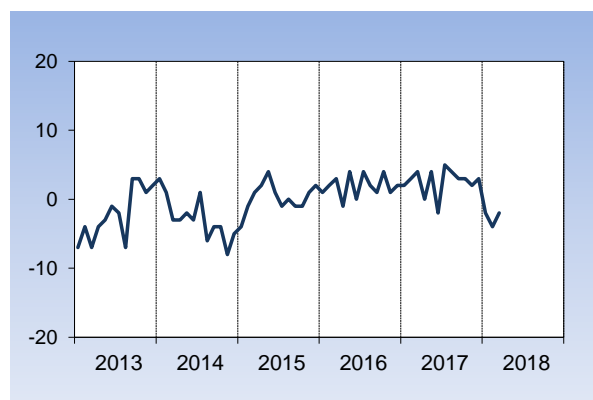
Unemployment in Belgium¹



Financial situation of households



Savings of households



¹ Regarding unemployment expectations, a rise indicates a deterioration while a decline indicates an improvement.