

2018-11-20

PRESS RELEASE

Links:

[NBB.Stat](#)

[General information](#)

Monthly consumer survey – November 2018

Consumer confidence falls back in November

- **After two consecutive increases, the consumer confidence indicator has fallen in November**
- **The weakening of confidence is evident at both macroeconomic and personal level**

The decline in the indicator is mainly the result of less favourable economic prospects from a personal viewpoint. Over the next twelve months, households are notably expecting their financial situation to worsen a little, but above all their savings plans to be drastically cut back.

From a macroeconomic perspective, consumers are less optimistic about the future general economic situation and the outlook for unemployment in Belgium.

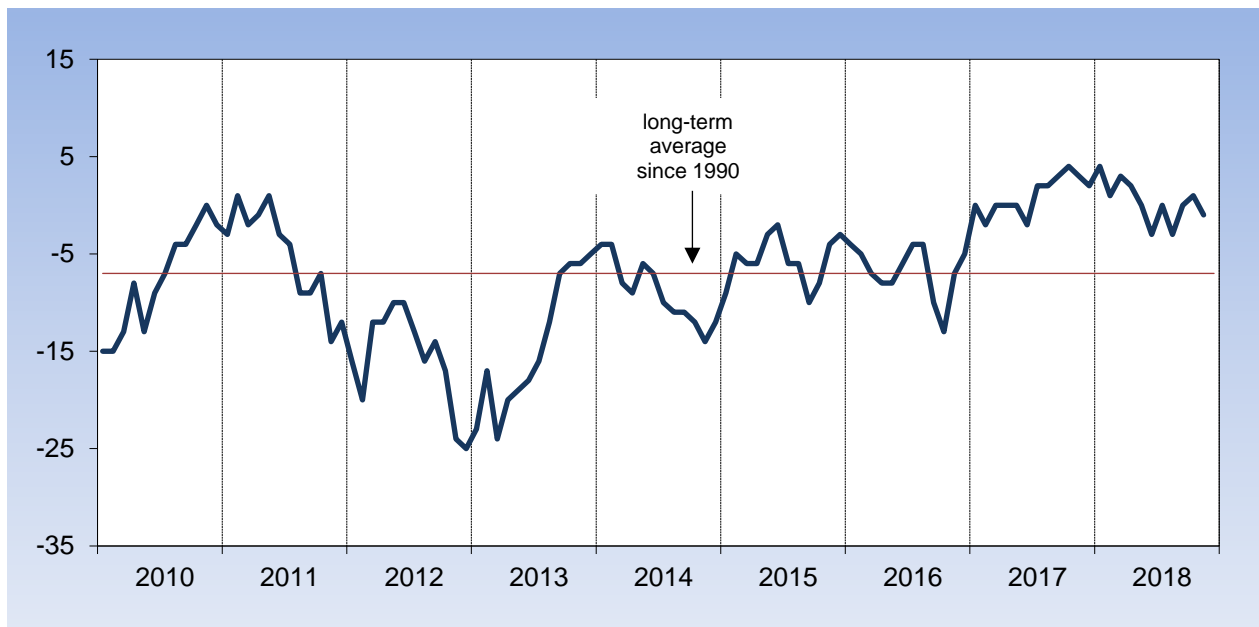
Consumer confidence indicators

		Expectations for the next twelve months				Consumer confidence indicator
		Economic situation in Belgium	Unemployment in Belgium ¹	Financial situation of households	Savings of households	
2017	November	6	-5	0	2	3
	December	5	0	0	3	2
2018	January	11	-6	0	-2	4
	February	8	-1	-2	-4	1
	March	10	-5	1	-2	3
	April	5	-3	1	1	2
	May	2	2	1	0	0
	June	-5	4	-4	-1	-3
	July	-1	0	-1	1	0
	August	-6	5	-2	2	-3
	September	-1	0	-2	2	0
	October	-2	-2	0	5	1
	November	-4	-1	-2	1	-1

¹ Regarding unemployment expectations, a rise indicates a deterioration while a decline indicates an improvement.

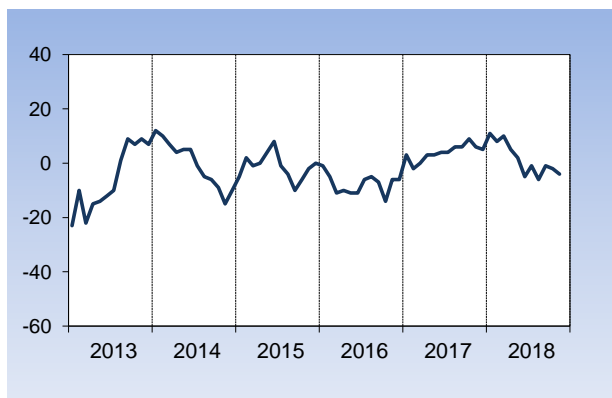
Source: National Bank of Belgium.

CONSUMER CONFIDENCE INDICATOR

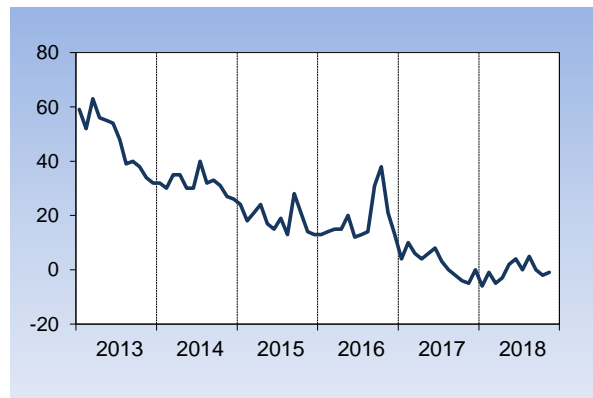


Expectations for the next twelve months

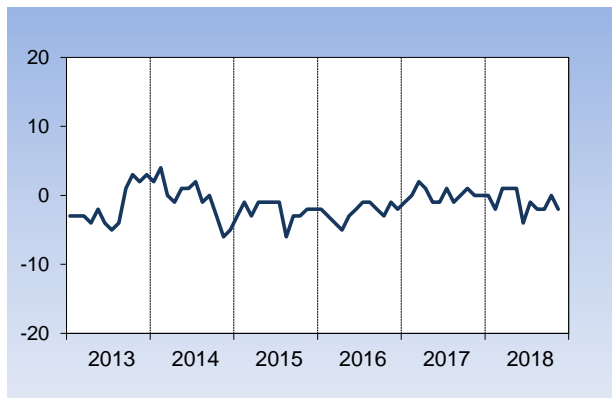
General economic situation in Belgium



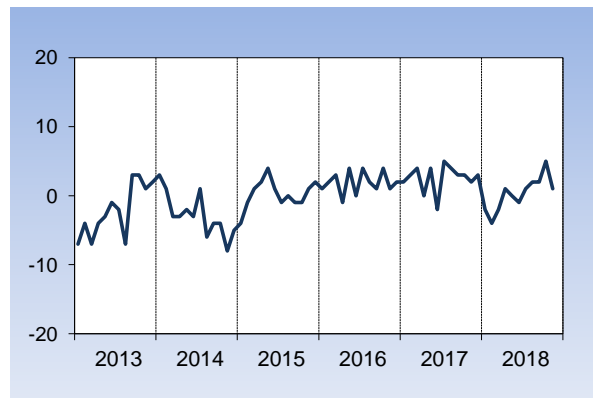
Unemployment in Belgium¹



Financial situation of households



Savings of households



¹ Regarding unemployment expectations, a rise indicates a deterioration while a decline indicates an improvement.