

2010-08-20

## PRESS RELEASE

Links

[BelgoStat On-line](#)

[General information](#)

### August 2010 consumer survey

#### CONSUMER CONFIDENCE CLIMBS FURTHER IN AUGUST

During the month of August, the consumer confidence indicator continued the rise observed over the two previous months.

An improvement was noted for each of the four constituent parts of the indicator. The results once again showed a brighter assessment of general economic prospects and pessimism about rising unemployment eroded further. Compared with the previous month, households have become slightly more positive in regard to their financial situation and their saving capacity for the next twelve months.

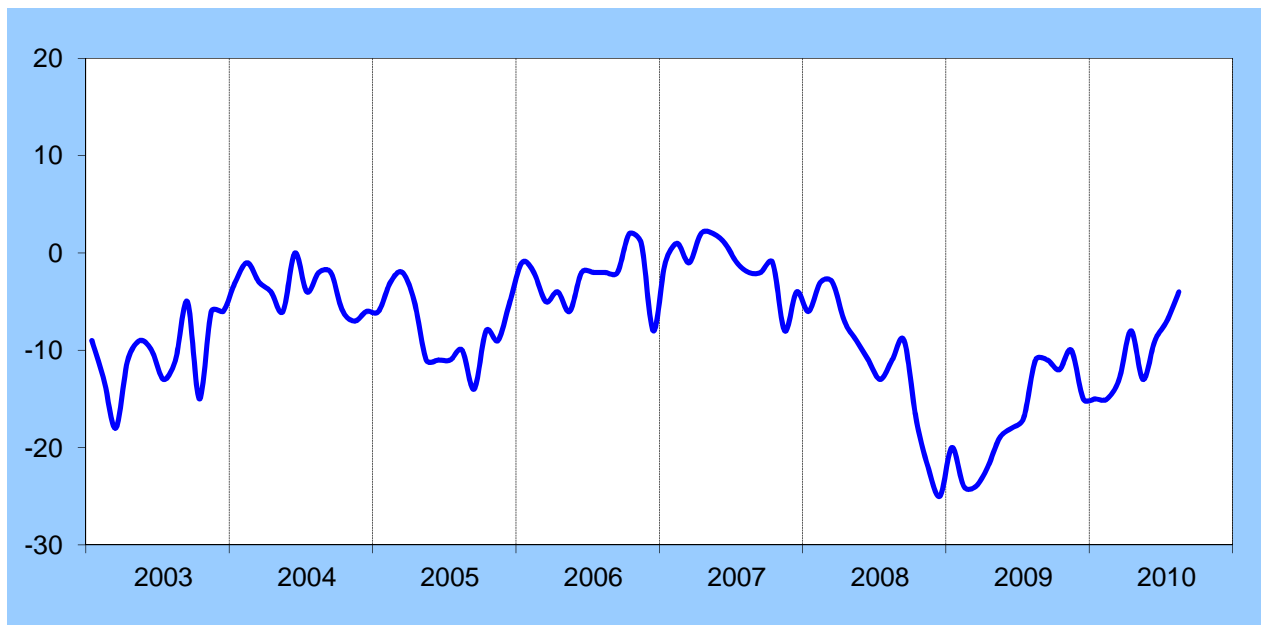
#### *Consumer confidence indicators*

		Expectations for the next twelve months				Consumer confidence indicator
		Economic situation in Belgium	Unemployment in Belgium <sup>1</sup>	Financial situation of households	Saving capacity of households	
2009	August	7	57	1	5	-11
	September	6	57	1	6	-11
	October	3	57	3	6	-12
	November	10	55	3	3	-10
	December	0	65	1	4	-15
2010	January	-2	65	1	7	-15
	February	-1	64	0	5	-15
	March	2	60	2	6	-13
	April	8	43	2	1	-8
	May	-6	47	-1	3	-13
	June	-4	40	1	6	-9
	July	4	31	0	0	-7
	August	7	27	1	3	-4

**Source:** National Bank of Belgium.

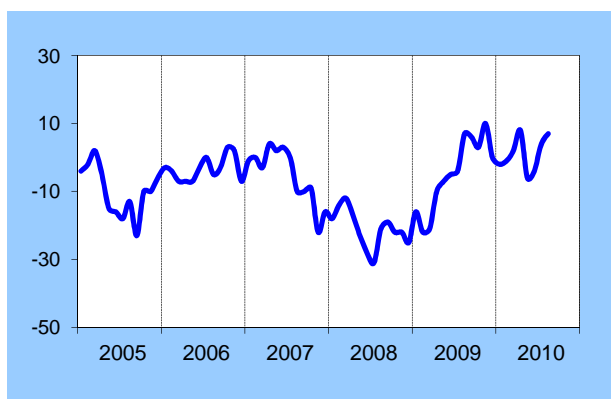
<sup>1</sup> Regarding unemployment expectations, a rise indicates a deterioration while a decline indicates an improvement.

**CONSUMER CONFIDENCE INDICATOR**

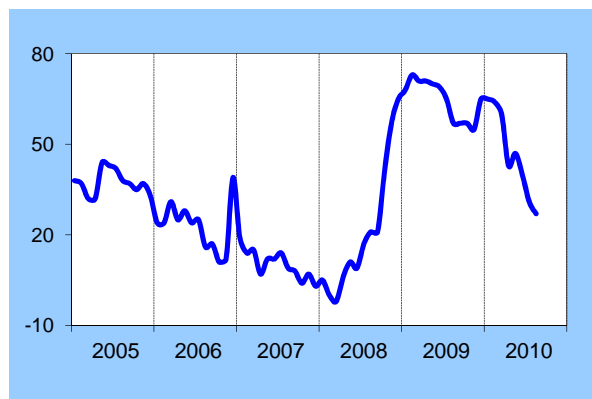


**Expectations for the next twelve months**

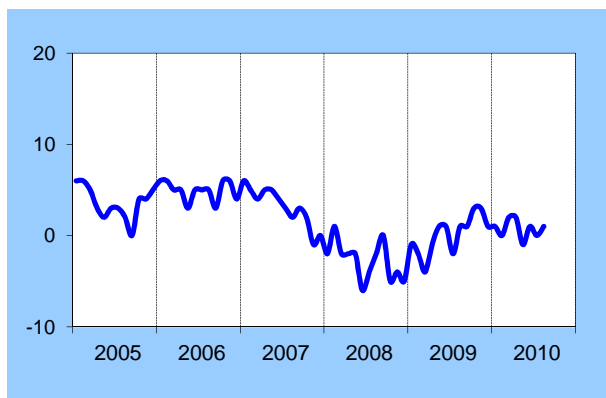
**General economic situation in Belgium**



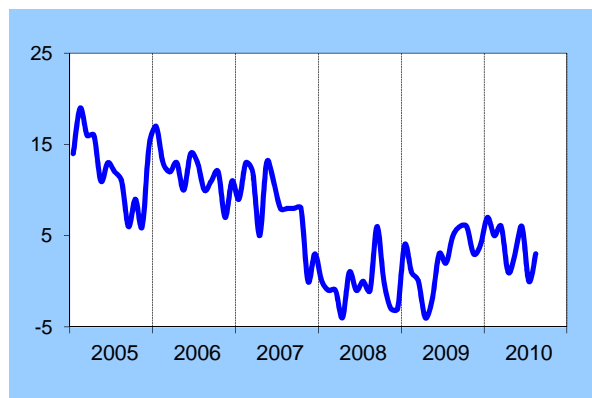
**Unemployment in Belgium<sup>1</sup>**



**Financial situation of households**



**Saving capacity of households**



<sup>1</sup> Regarding unemployment expectations, a rise indicates a deterioration while a decline indicates an improvement.